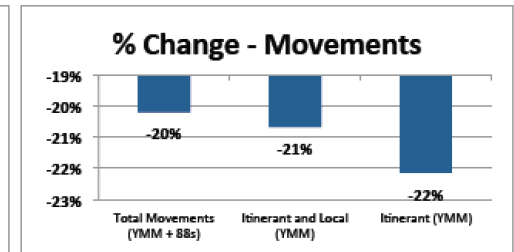
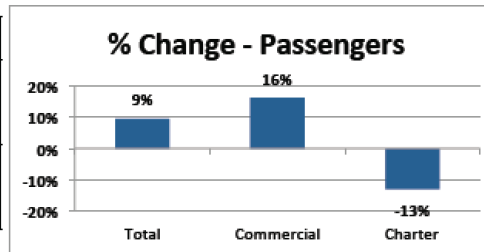


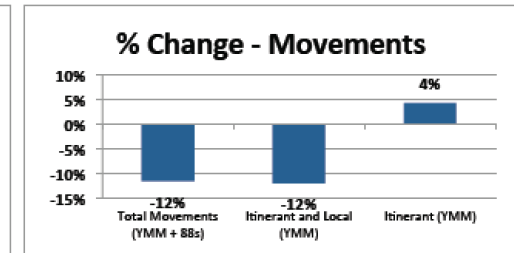
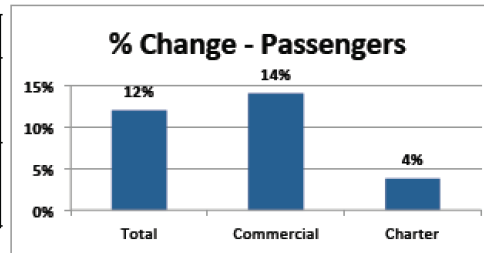
# May 2014 Statistics

Month	May		% Change
	2013	2014	
<b>Passengers:</b>			
Total	101,770	111,336	9.4%
Commercial	78,229	90,816	16.1%
Charter	23,541	20,520	-12.8%
<b>Aircraft Movements:</b>			
Total Movements (YMM + 88s)	9,149	7,301	-20.2%
Itinerant and Local (YMM)	8,806	6,987	-20.7%
Itinerant (YMM)	7,860	6,119	-22.2%



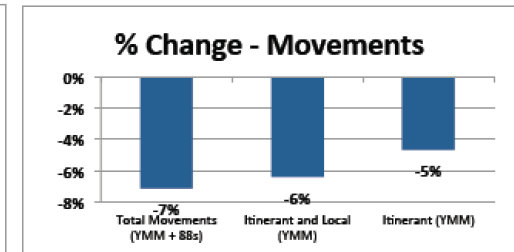
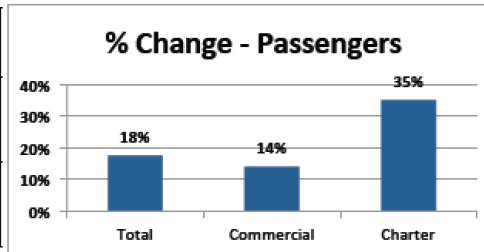
First 5 Months of 2014 Compared to 2013

Year-to-Date	First 5 Months		% Change
	2013	2014	
<b>Passengers:</b>			
Total	473,498	530,266	12.0%
Commercial	379,061	432,245	14.0%
Charter	94,437	98,021	3.8%
<b>Aircraft Movements:</b>			
Total Movements (YMM + 88s)	29,220	25,835	-11.6%
Itinerant and Local (YMM)	28,429	25,034	-11.9%
Itinerant (YMM)	24,005	25,034	4.3%



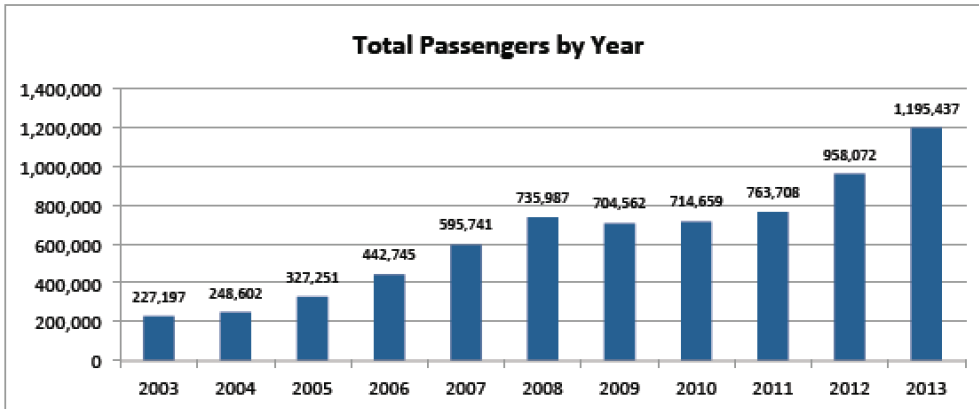
Rolling 12 Month Total (June, 2013 to May, 2014)

Rolling 12 Month Total	12 Month Total		% Change
	June, 2012 to May, 2013	June, 2013 to May, 2014	
<b>Passengers:</b>			
Total	1,065,084	1,252,205	17.6%
Commercial	885,157	1,009,219	14.0%
Charter	179,927	242,986	35.0%
<b>Aircraft Movements:</b>			
Total Movements (YMM + 88s)	81,464	75,647	-7.1%
Itinerant and Local (YMM)	78,504	73,454	-6.4%
Itinerant (YMM)	69,422	66,164	-4.7%

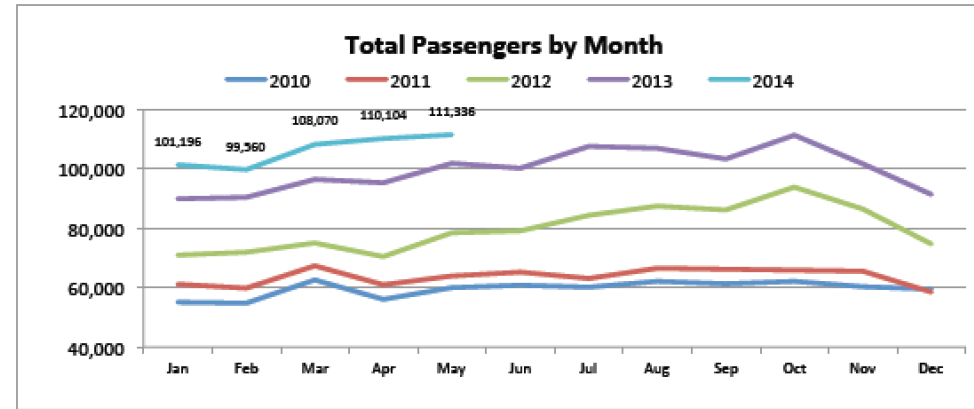


# May 2014 At-A-Glance

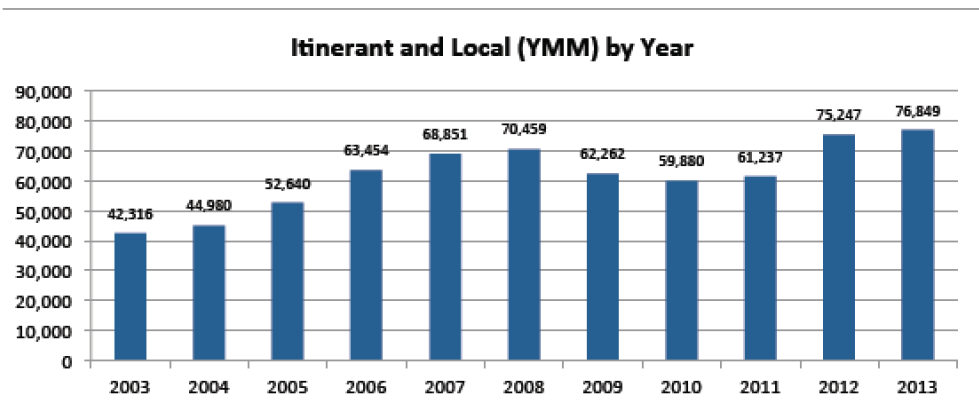
Total Passengers by Year



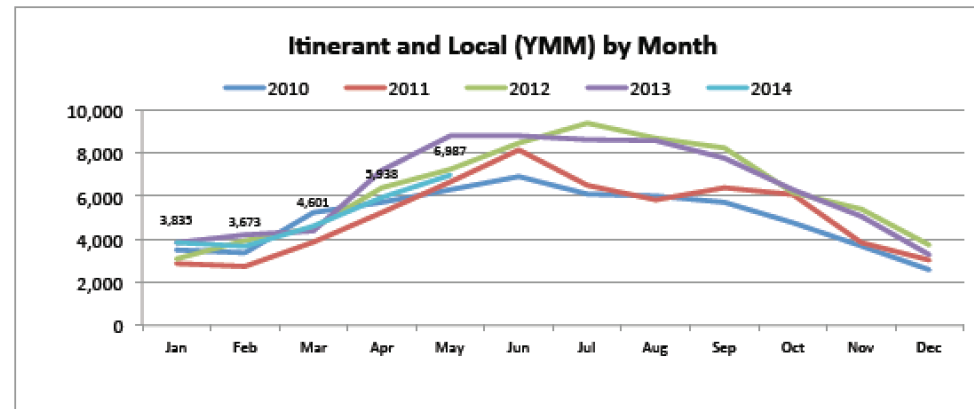
Total Passengers by Month



Total YMM Movements by Year



Total YMM Movements by Month



# May 2014 Passenger Count

