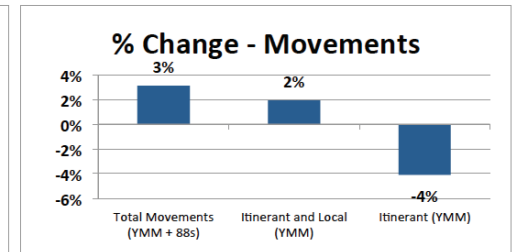
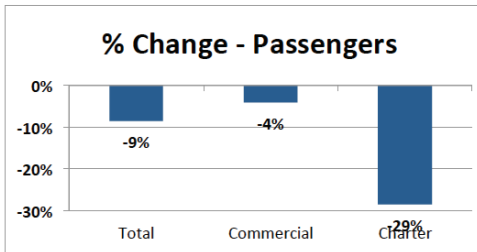




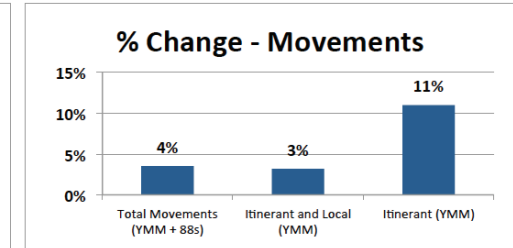
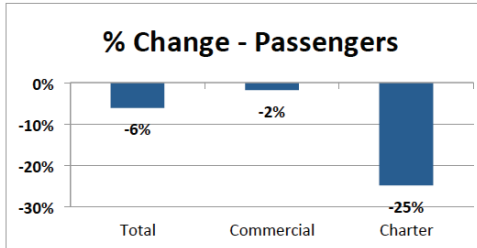
February, 2015 Compared to February, 2014

Month	February		% Change
	2014	2015	
Passengers:			
Total	99,560	91,036	-8.6%
Commercial	81,470	78,111	-4.1%
Charter	18,090	12,925	-28.6%
Aircraft Movements:			
Total Movements (YMM + 88s)	3,807	3,927	3.2%
Itinerant and Local (YMM)	3,673	3,745	2.0%
Itinerant (YMM)	3,421	3,281	-4.1%



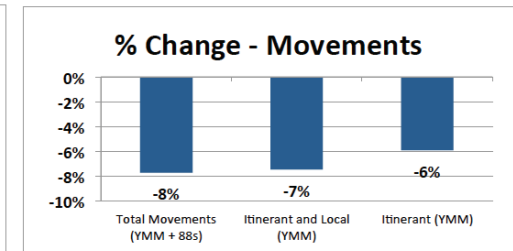
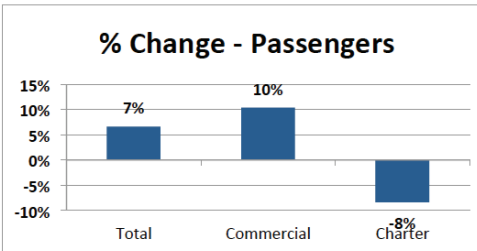
First 2 Months of 2015 Compared to 2014

Year-to-Date	First 2 Months		% Change
	2014	2015	
Passengers:			
Total	200,756	188,587	-6.1%
Commercial	163,237	160,398	-1.7%
Charter	37,519	28,189	-24.9%
Aircraft Movements:			
Total Movements (YMM + 88s)	7,688	7,960	3.5%
Itinerant and Local (YMM)	7,508	7,749	3.2%
Itinerant (YMM)	6,984	7,749	11.0%



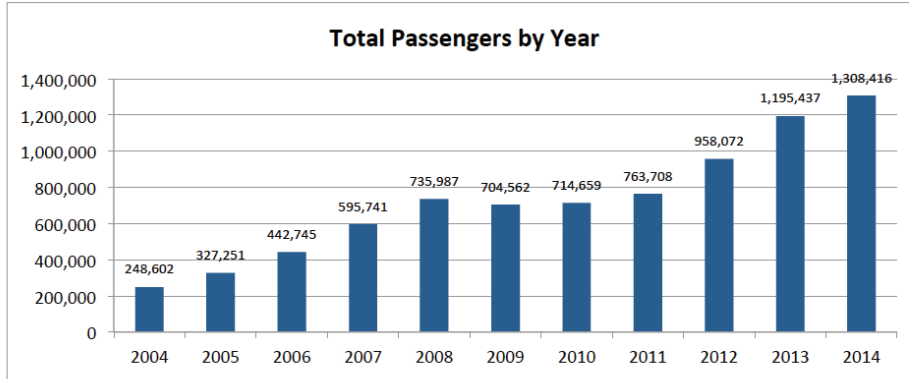
Rolling 12 Month Total (March, 2014 to February, 2015)

Rolling 12 Month Total	12 Month Total		% Change
	March, 2013 to February, 2014	March, 2014 to February, 2015	
Passengers:			
Total	1,216,136	1,296,247	6.6%
Commercial	972,367	1,072,843	10.3%
Charter	243,769	223,404	-8.4%
Aircraft Movements:			
Total Movements (YMM + 88s)	78,549	72,496	-7.7%
Itinerant and Local (YMM)	76,321	70,616	-7.5%
Itinerant (YMM)	68,097	64,074	-5.9%

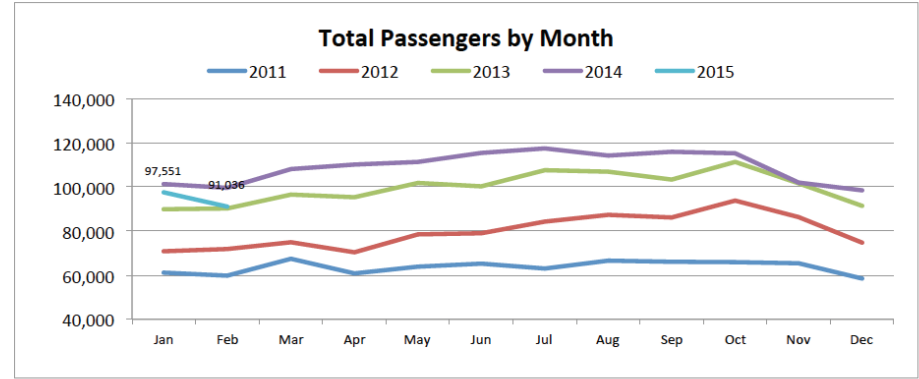




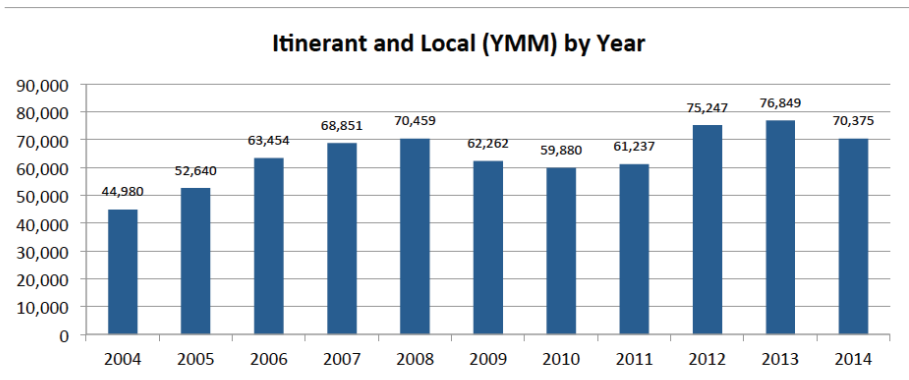
Total Passengers by Year



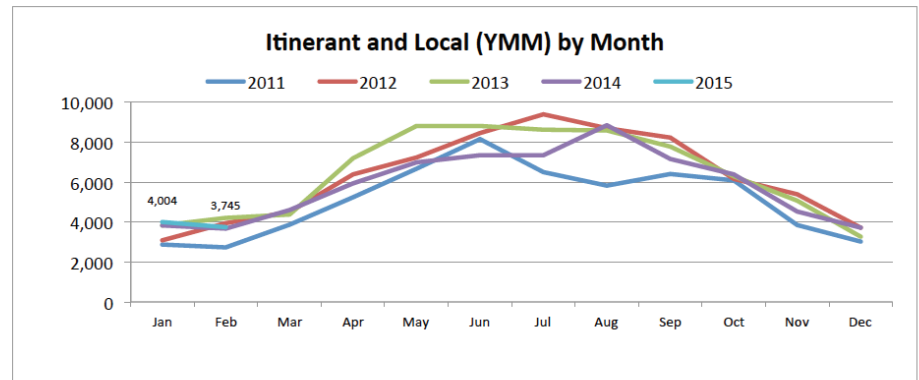
Total Passengers by Month



Total YMM Movements by Year



Total YMM Movements by Month





Rolling 12 Month Total Passengers 2004-2015

