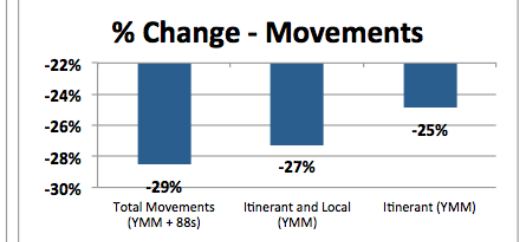
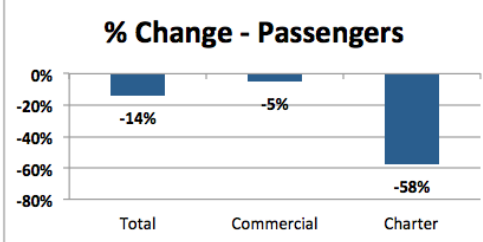




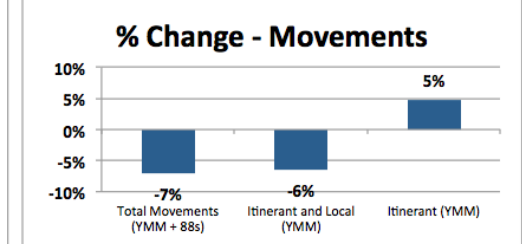
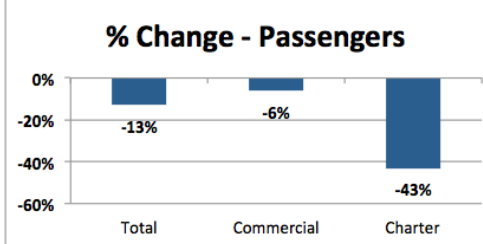
August, 2015 Compared to August, 2014

Month	August		% Change
	2014	2015	
Passengers:			
Total	114,078	98,245	-13.9%
Commercial	94,846	90,101	-5.0%
Charter	19,232	8,144	-57.7%
Aircraft Movements:			
Total Movements (YMM + 88s)	9,103	6,505	-28.5%
Itinerant and Local (YMM)	8,848	6,436	-27.3%
Itinerant (YMM)	7,922	5,952	-24.9%



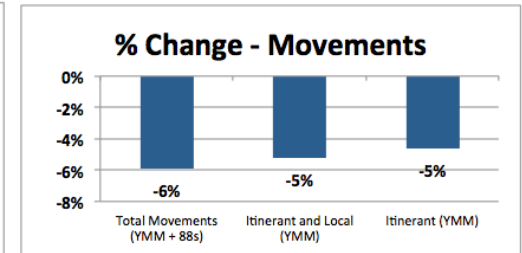
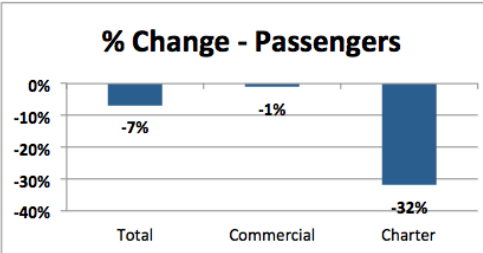
First 8 Months of 2015 Compared to 2014

Year-to-Date	First 8 Months		% Change
	2014	2015	
Passengers:			
Total	877,085	765,342	-12.7%
Commercial	716,745	673,979	-6.0%
Charter	160,340	91,363	-43.0%
Aircraft Movements:			
Total Movements (YMM + 88s)	50,801	47,264	-7.0%
Itinerant and Local (YMM)	49,274	46,129	-6.4%
Itinerant (YMM)	44,028	46,129	4.8%



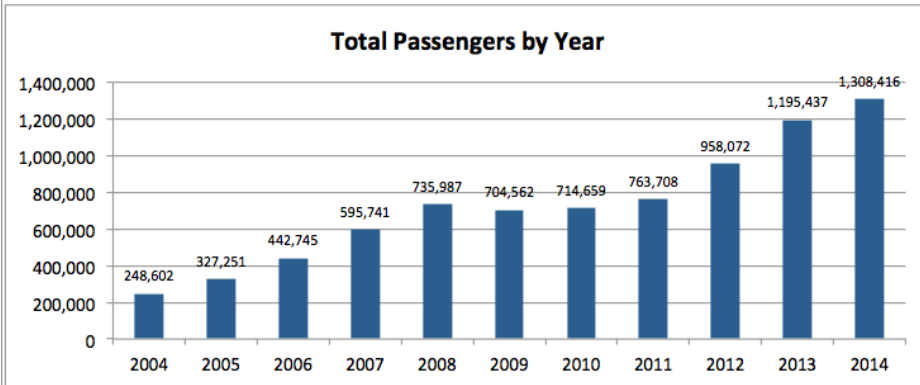
Rolling 12 Month Total (September, 2014 to August, 2015)

Rolling 12 Month Total	12 Month Total		% Change
	September, 2013 to August, 2014	September, 2014 to August, 2015	
Passengers:			
Total	1,284,453	1,196,673	-6.8%
Commercial	1,044,441	1,032,916	-1.1%
Charter	240,012	163,757	-31.8%
Aircraft Movements:			
Total Movements (YMM + 88s)	73,749	69,387	-5.9%
Itinerant and Local (YMM)	71,688	67,930	-5.2%
Itinerant (YMM)	64,696	61,700	-4.6%

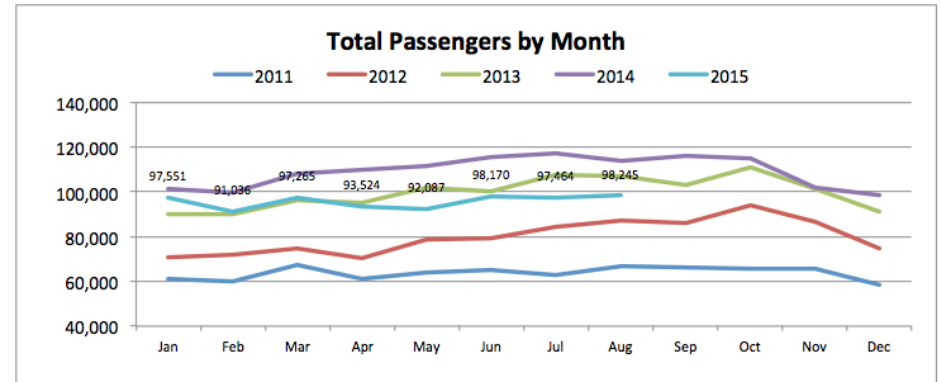




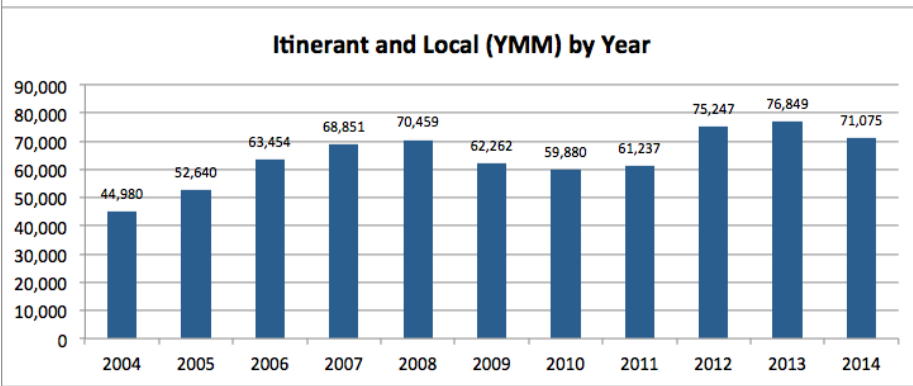
Total Passengers by Year



Total Passengers by Month



Total YMM Movements by Year



Total YMM Movements by Month

