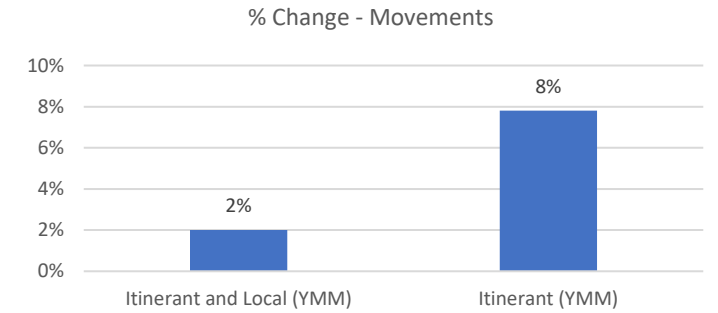
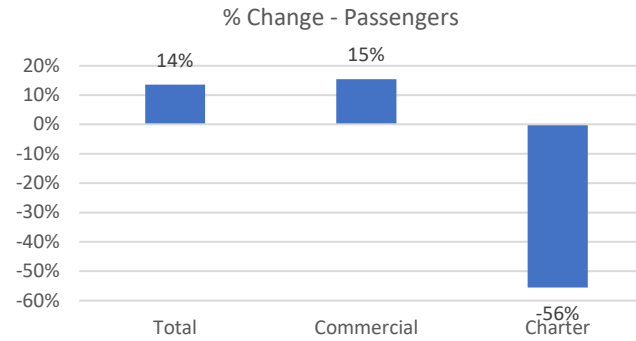
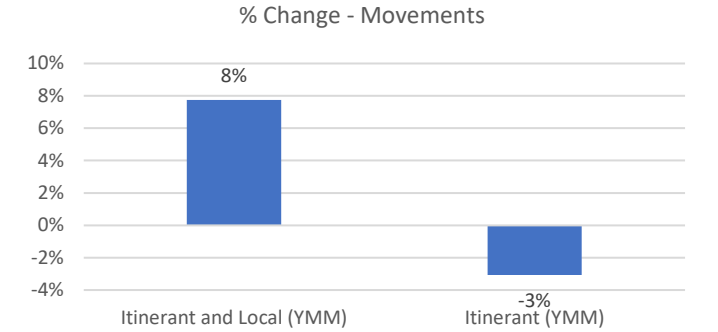
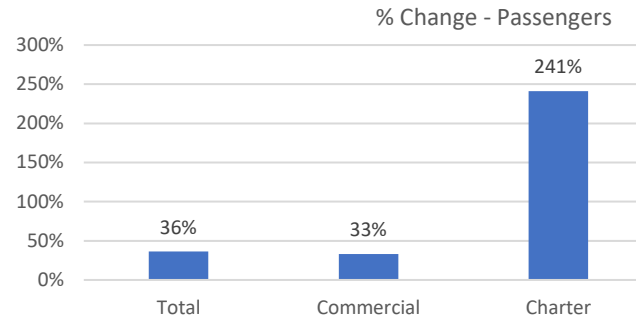


April 2023 Statistics

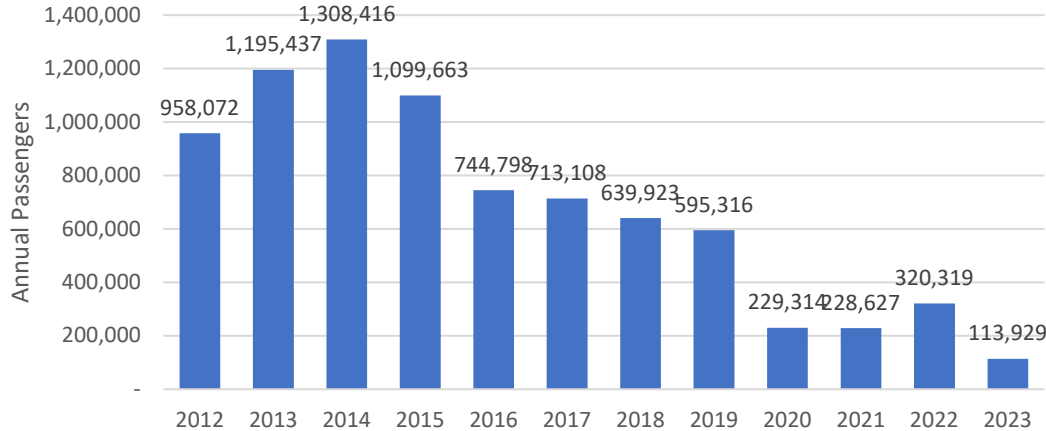
Current Momth	April		
	2022	2023	% Change
Passengers			
Total	23,911	27,156	14%
Commercial	23,294	26,882	15%
Charter	617	274	-56%
Aircraft Movements			
Itinerant and Local (YMM)	2,797	2,853	2%
Itinerant (YMM)	2,099	2,263	8%



Year-to-Date	4 Month Total		
	2022	2023	% Change
Passengers			
Total	83,632	113,929	36%
Commercial	82,316	109,437	33%
Charter	1,316	4,492	241%
Aircraft Movements			
Itinerant and Local (YMM)	9,989	10,763	8%
Itinerant (YMM)	7,773	7,535	-3%



Total Passengers by Year



Itinerant and Local Movements at YMM by Month

