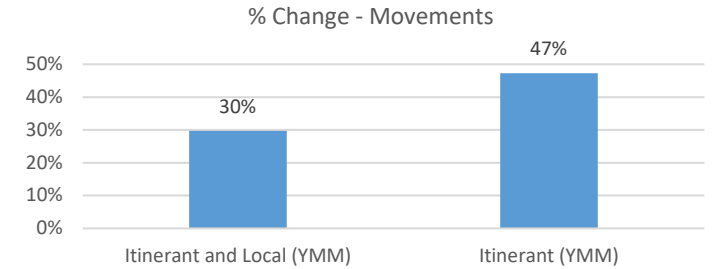
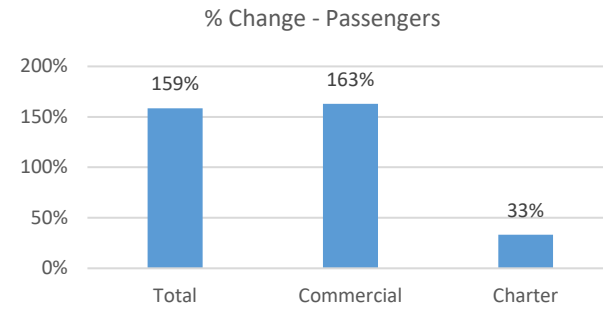
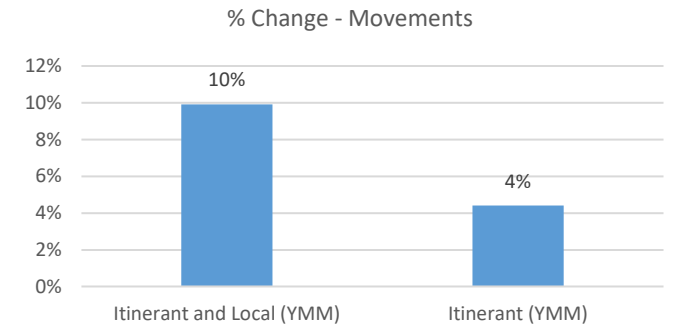
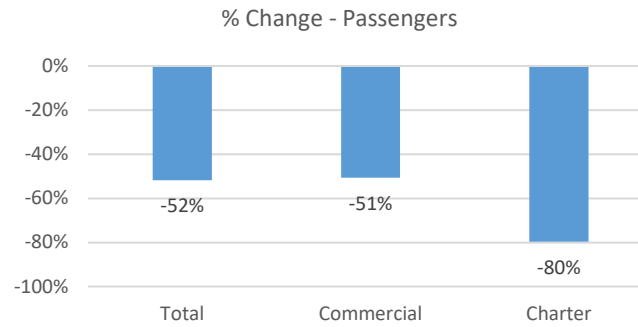


# May 2021 Statistics

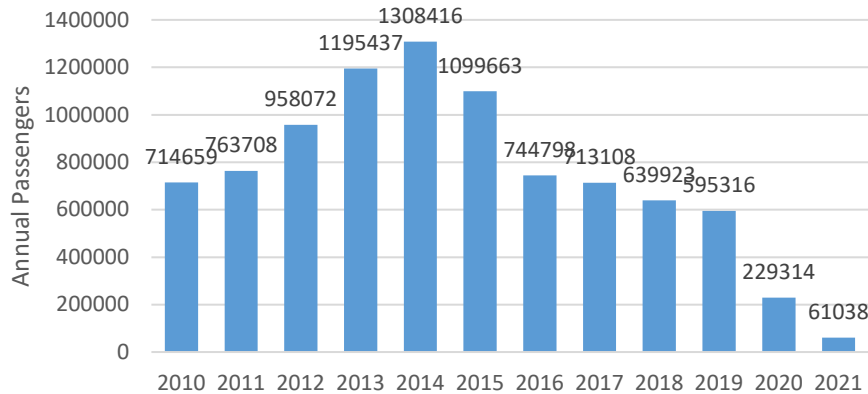
Current Month	May		% Change
	2020	2021	
<b>Passengers</b>			
Total	4,271	11,041	159%
Commercial	4,127	10,849	163%
Charter	144	192	33%
<b>Aircraft Movements</b>			
Itinerant and Local (YMM)	2,419	3,138	30%
Itinerant (YMM)	1,897	2,794	47%



Year-to-Date	5 Month Total		% Change
	2020	2021	
<b>Passengers</b>			
Total	126,449	61,038	-52%
Commercial	121,734	60,079	-51%
Charter	4,715	959	-80%
<b>Aircraft Movements</b>			
Itinerant and Local (YMM)	11,437	12,572	10%
Itinerant (YMM)	9,399	9,814	4%



Total Passengers by Year



Itinerant and Local Movements at YMM by Month

