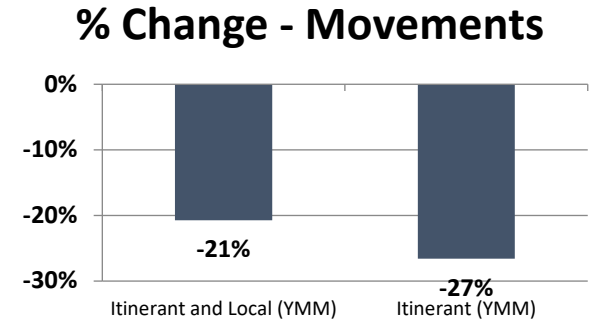
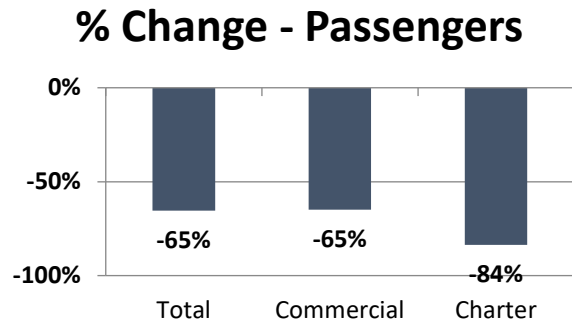
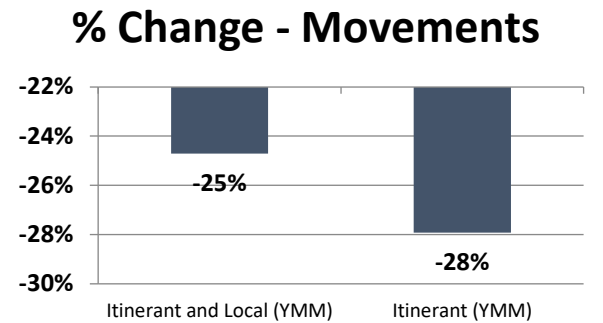
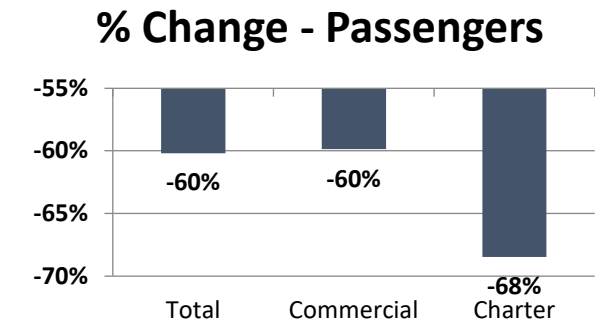


October 2020 Statistics

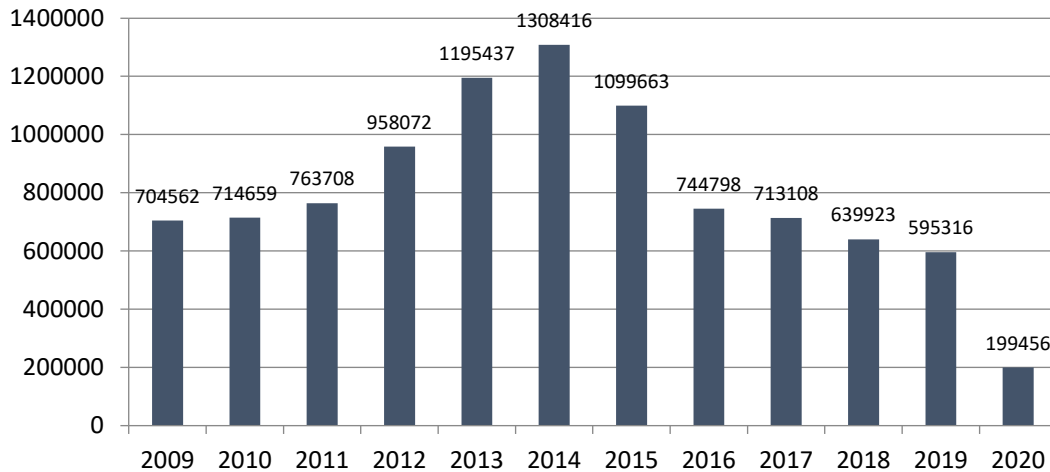
Current Month	October		% Change
	2019	2020	
Passengers:			
Total	51,191	17,704	-65.4%
Commercial	49,573	17,438	-64.8%
Charter	1,618	266	-83.6%
Aircraft Movements:			
Itinerant and Local (YMM)	3,684	2,920	-20.7%
Itinerant (YMM)	3,366	2,470	-26.6%



Year-to-Date	First 10 Months		% Change
	2019	2020	
Passengers:			
Total	500,997	199,456	-60.2%
Commercial	482,676	193,678	-59.9%
Charter	18,321	5,778	-68.5%
Aircraft Movements:			
Itinerant and Local (YMM)	40,141	28,436	-29.2%
Itinerant (YMM)	36,415	28,436	-21.9%



Total Passengers by Year



Itinerant and Local (YMM) by Month

