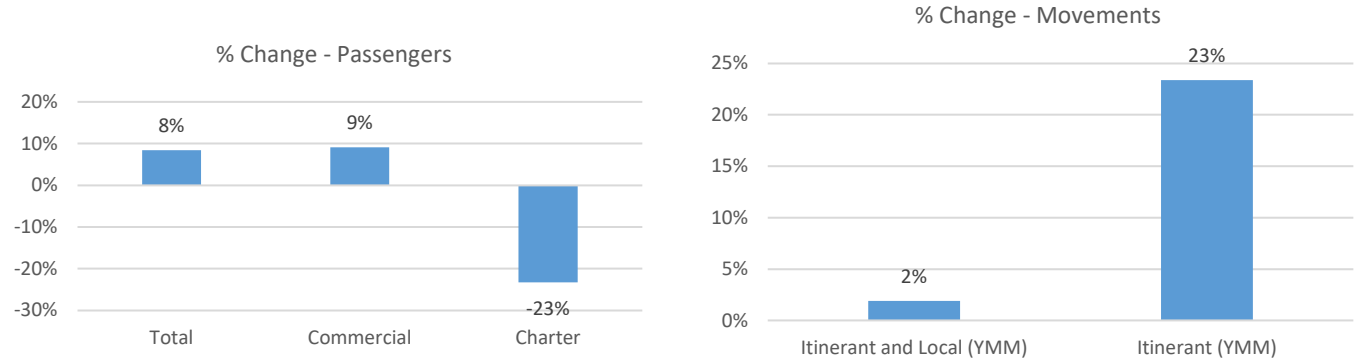


# November 2023 Statistics

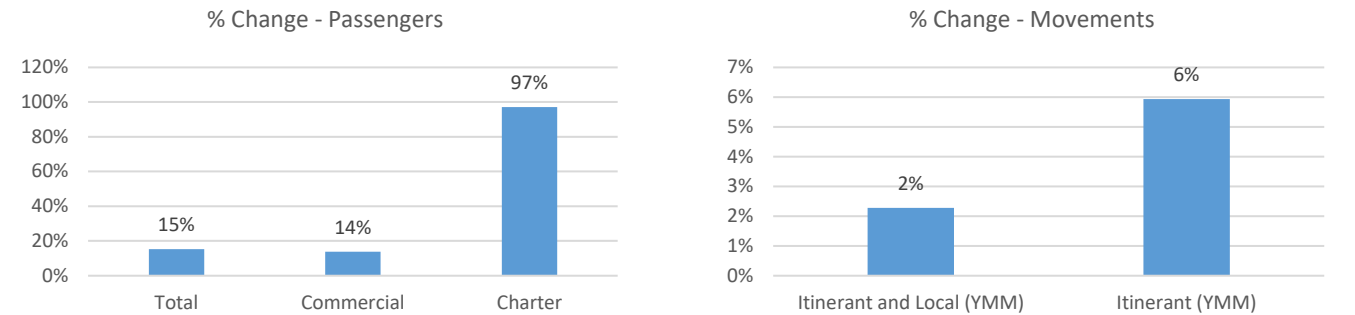
Current Month	November		% Change
	2022	2023	
<b>Passengers</b>			
Total	28,356	30,746	8%
Commercial	27,768	30,295	9%
Charter	588	451	-23%
<b>Aircraft Movements</b>			
Itinerant and Local (YMM)	3,063	3,121	2%
Itinerant (YMM)	2,241	2,765	23%

Year-to-Date	11 Month Total		% Change
	2022	2023	
<b>Passengers</b>			
Total	293,616	338,076	15%
Commercial	288,822	328,626	14%
Charter	4,794	9,450	97%
<b>Aircraft Movements</b>			
Itinerant and Local (YMM)	41,402	42,346	2%
Itinerant (YMM)	33,996	36,012	6%

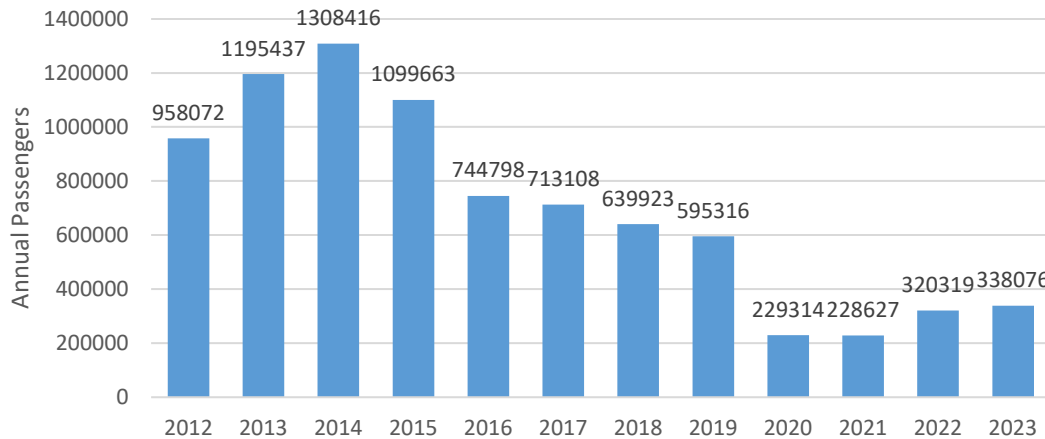
## November, 2023 Compared to November, 2022



## Year-to-Date November Comparing 2023 to 2022



## Total Passengers by Year



## Itinerant and Local Movements at YMM by Month

