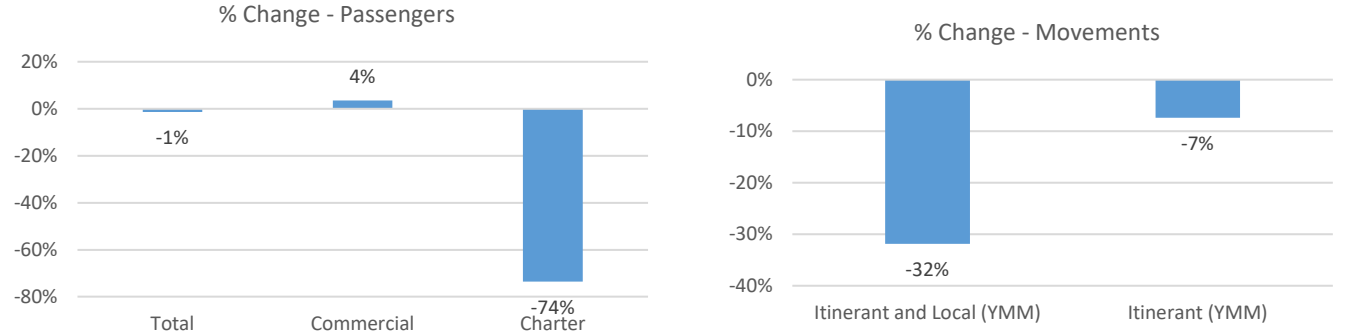


January 2024 Statistics

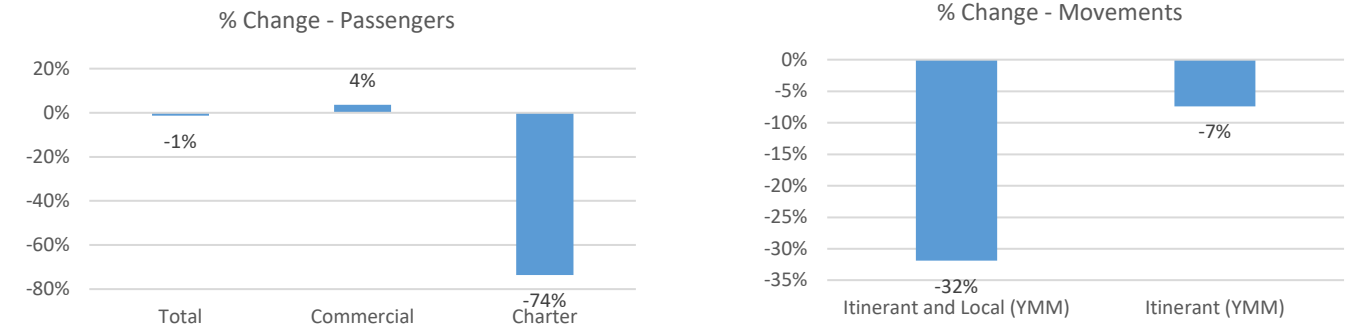
Current Month	January		% Change
	2023	2024	
Passengers			
Total	29,104	28,704	-1%
Commercial	27,232	28,209	4%
Charter	1,872	495	-74%
Aircraft Movements			
Itinerant and Local (YMM)	2,624	1,788	-32%
Itinerant (YMM)	1,682	1,558	-7%

Year-to-Date	1 Month Total		% Change
	2023	2024	
Passengers			
Total	29,104	28,704	-1%
Commercial	27,232	28,209	4%
Charter	1,872	495	-74%
Aircraft Movements			
Itinerant and Local (YMM)	2,624	1,788	-32%
Itinerant (YMM)	1,682	1,558	-7%

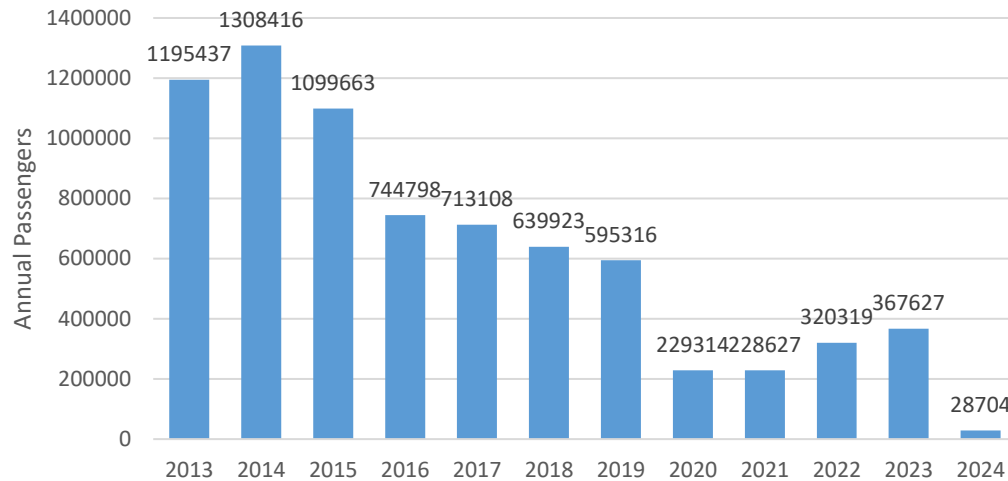
January, 2024 Compared to January, 2023



Year-to-Date January Comparing 2024 to 2023



Total Passengers by Year



Itinerant and Local Movements at YMM by Month

