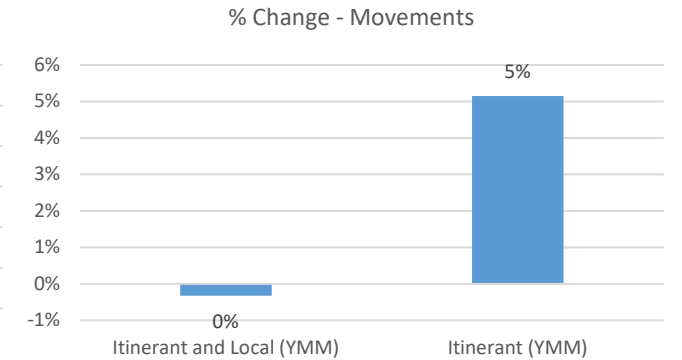
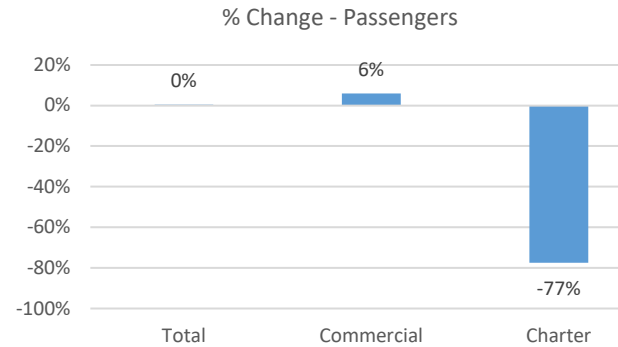
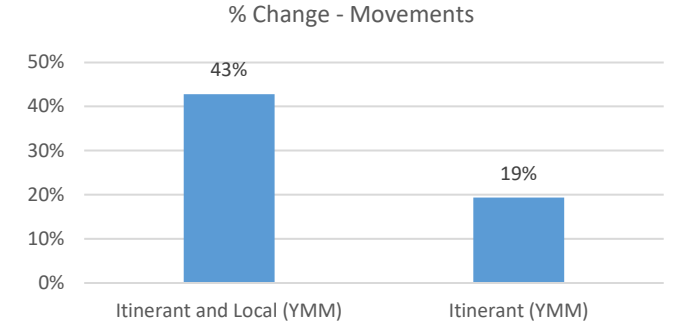
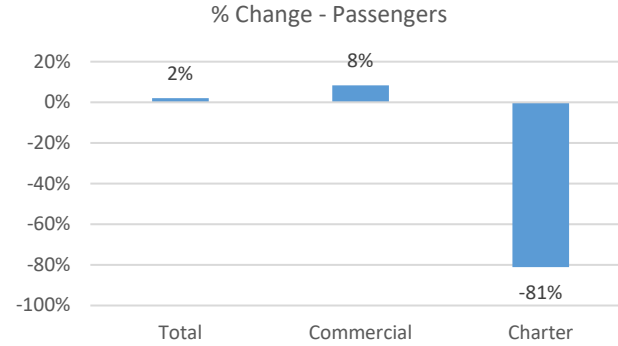


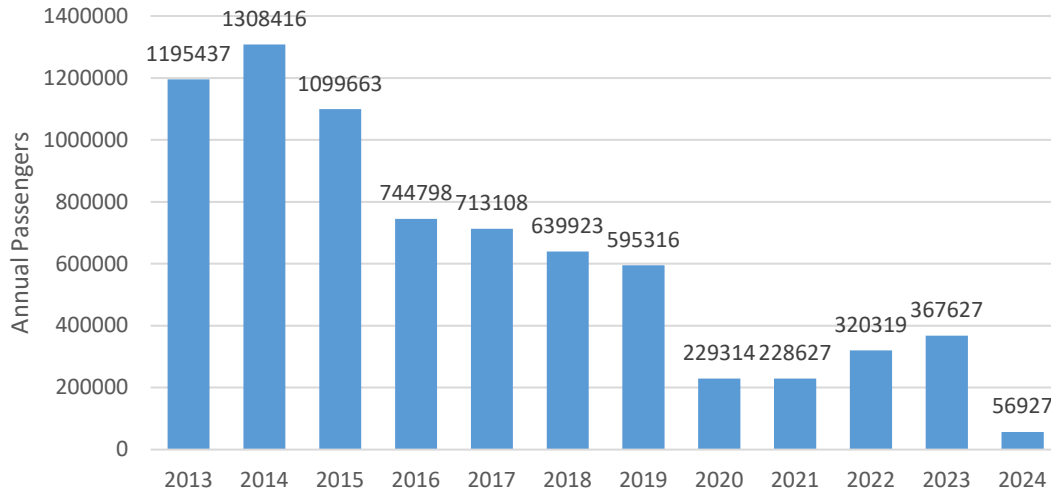
February 2024 Statistics

Current Month	February		% Change
	2023	2024	
Passengers			
Total	27,628	28,223	2%
Commercial	25,698	27,859	8%
Charter	1,930	364	-81%
Aircraft Movements			
Itinerant and Local (YMM)	1,920	2,741	43%
Itinerant (YMM)	1,484	1,771	19%

Year-to-Date	2 Month Total		% Change
	2023	2024	
Passengers			
Total	56,732	56,927	0%
Commercial	52,930	56,068	6%
Charter	3,802	859	-77%
Aircraft Movements			
Itinerant and Local (YMM)	4,544	4,529	0%
Itinerant (YMM)	3,166	3,329	5%



Total Passengers by Year



Itinerant and Local Movements at YMM by Month

