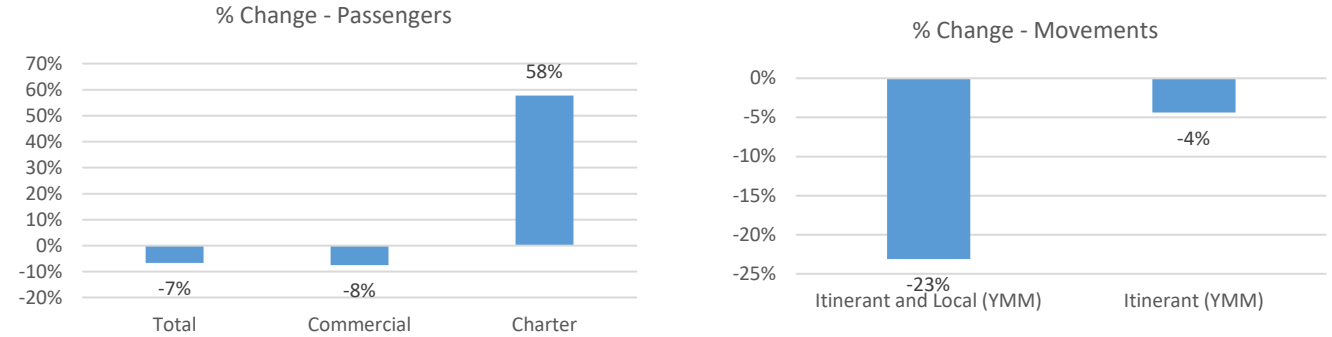


March 2024 Statistics

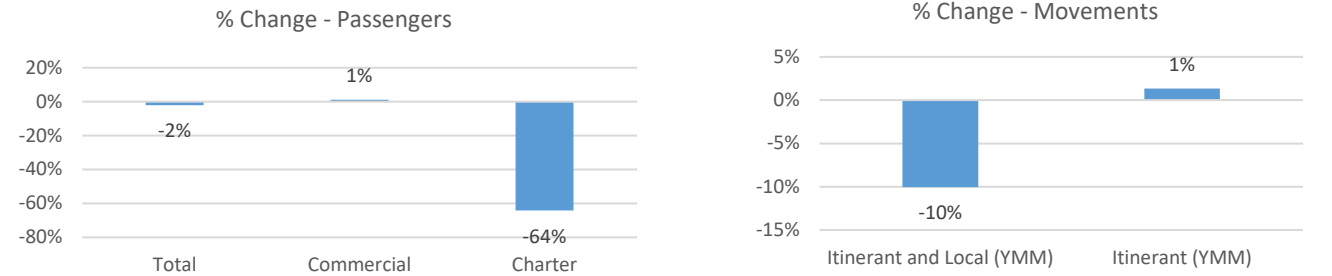
Current Month	March		% Change
	2023	2024	
Passengers			
Total	30,041	28,041	-7%
Commercial	29,625	27,385	-8%
Charter	416	656	58%
Aircraft Movements			
Itinerant and Local (YMM)	3,366	2,588	-23%
Itinerant (YMM)	2,106	2,014	-4%

Year-to-Date	3 Month Total		% Change
	2023	2024	
Passengers			
Total	86,773	84,968	-2%
Commercial	82,555	83,453	1%
Charter	4,218	1,515	-64%
Aircraft Movements			
Itinerant and Local (YMM)	7,910	7,117	-10%
Itinerant (YMM)	5,272	5,343	1%

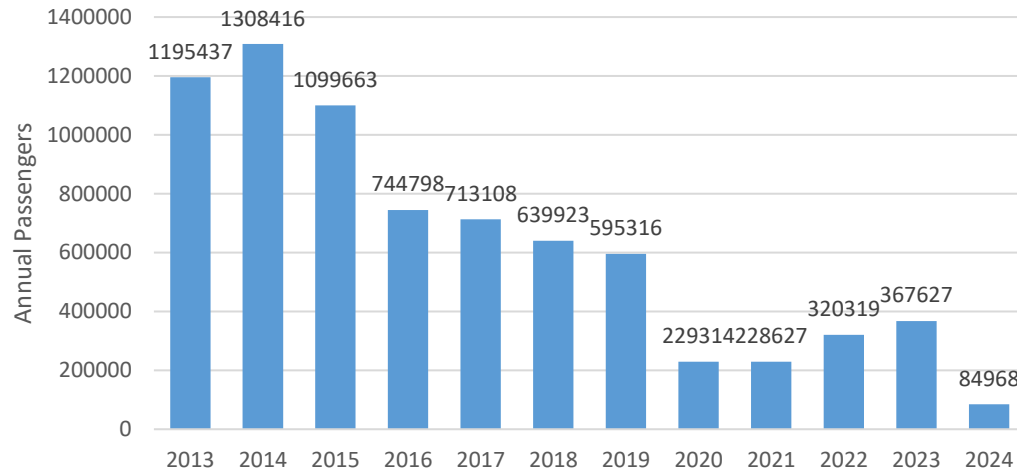
March, 2024 Compared to March, 2023



Year-to-Date March Comparing 2024 to 2023



Total Passengers by Year



Itinerant and Local Movements at YMM by Month

