

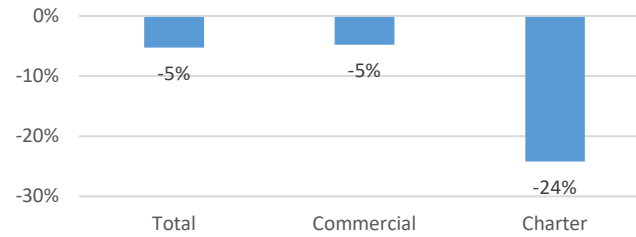
May 2024 Statistics

Current Month	May		% Change
	2023	2024	
Passengers			
Total	30,259	28,665	-5%
Commercial	29,566	28,140	-5%
Charter	693	525	-24%
Aircraft Movements			
Itinerant and Local (YMM)	4,532	7,189	59%
Itinerant (YMM)	4,138	7,019	70%

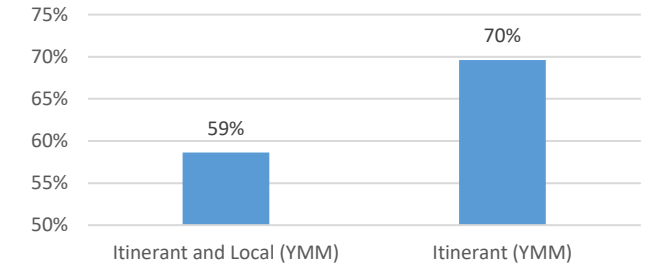
Year-to-Date	5 Month Total		% Change
	2023	2024	
Passengers			
Total	144,188	145,016	1%
Commercial	139,003	142,516	3%
Charter	5,185	2,500	-52%
Aircraft Movements			
Itinerant and Local (YMM)	15,295	17,610	15%
Itinerant (YMM)	11,673	15,028	29%

May, 2024 Compared to May, 2023

% Change - Passengers

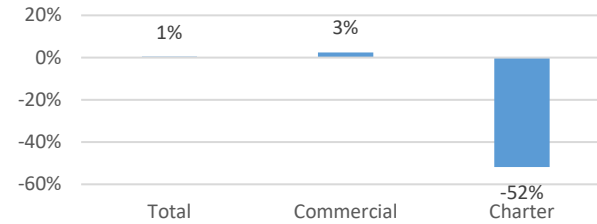


% Change - Movements

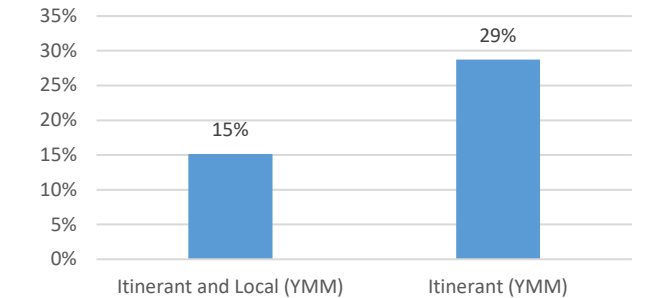


Year-to-Date May Comparing 2024 to 2023

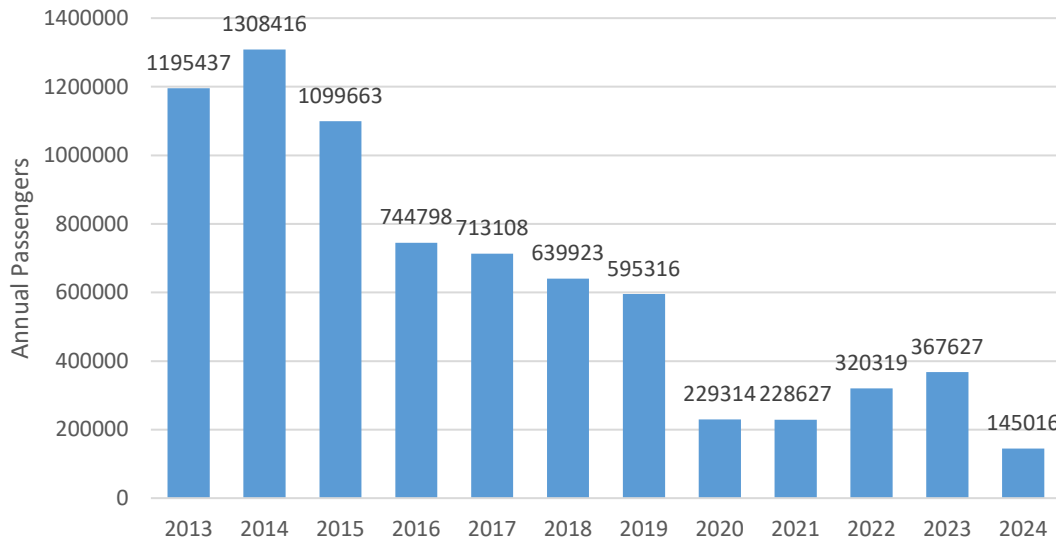
% Change - Passengers



% Change - Movements



Total Passengers by Year



Itinerant and Local Movements at YMM by Month

