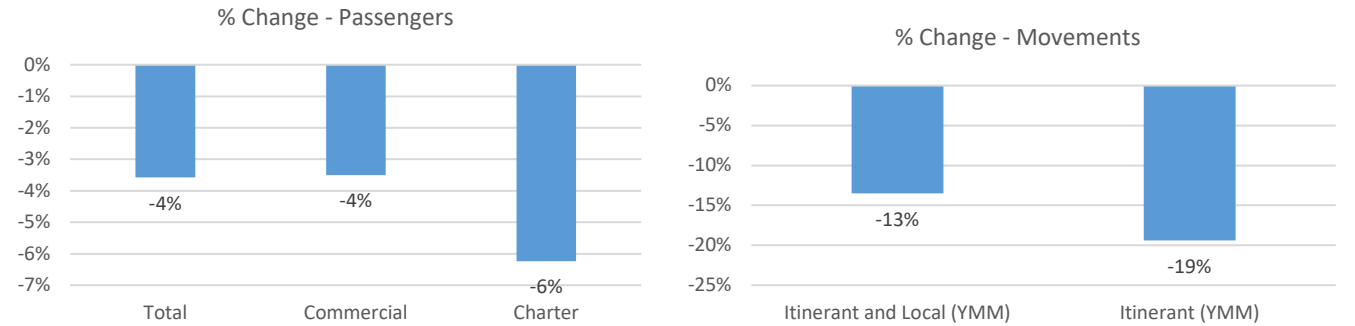


# June 2024 Statistics

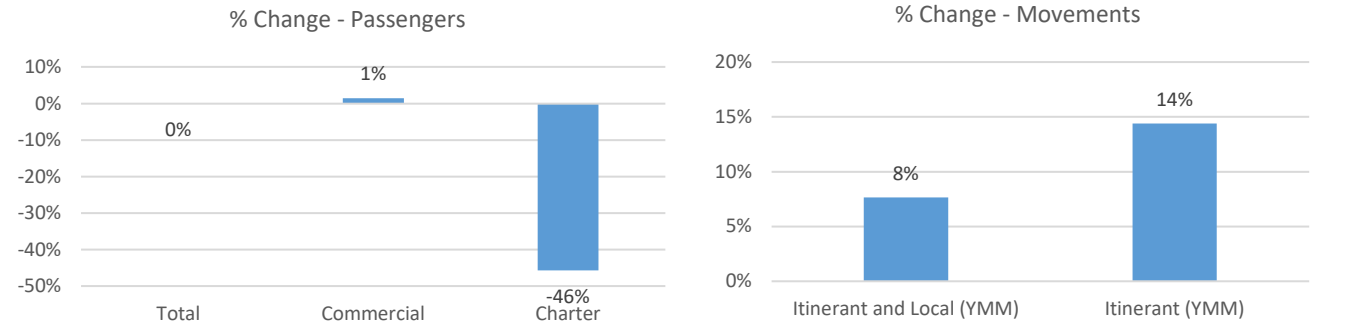
Current Month	June		% Change
	2023	2024	
<b>Passengers</b>			
Total	31,206	30,090	-4%
Commercial	30,404	29,338	-4%
Charter	802	752	-6%
<b>Aircraft Movements</b>			
Itinerant and Local (YMM)	5,415	4,684	-13%
Itinerant (YMM)	4,951	3,991	-19%

Year-to-Date	6 Month Total		% Change
	2023	2024	
<b>Passengers</b>			
Total	175,394	175,106	0%
Commercial	169,407	171,854	1%
Charter	5,987	3,252	-46%
<b>Aircraft Movements</b>			
Itinerant and Local (YMM)	20,710	22,294	8%
Itinerant (YMM)	16,624	19,019	14%

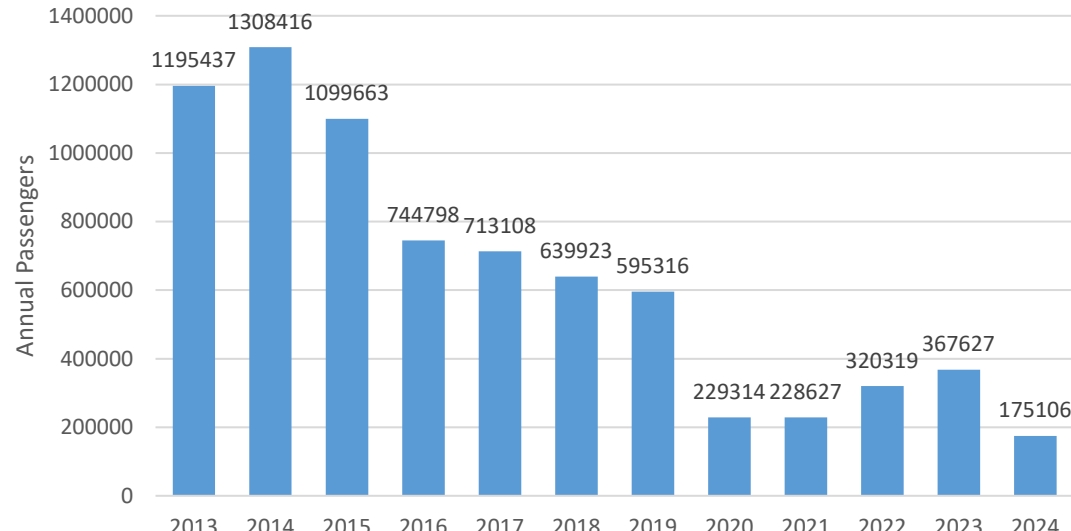
## June, 2024 Compared to June, 2023



## Year-to-Date June Comparing 2024 to 2023



## Total Passengers by Year



## Itinerant and Local Movements at YMM by Month

