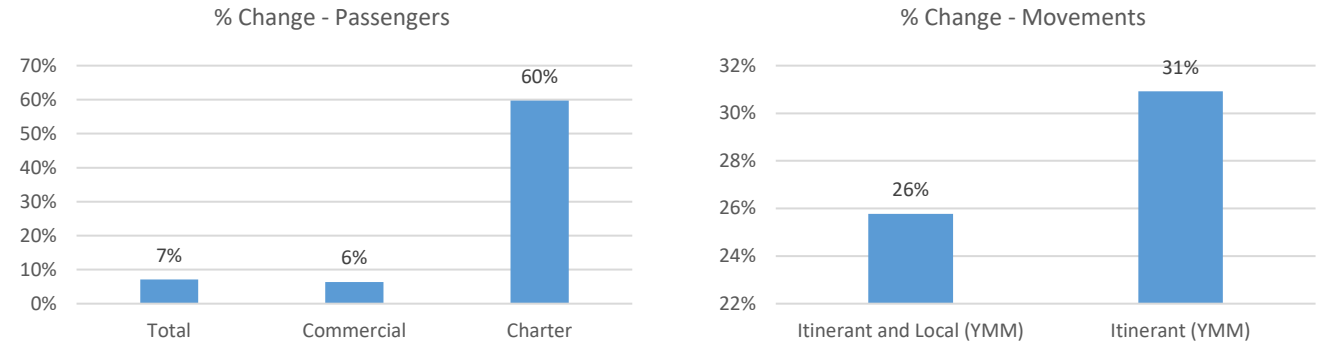


July 2024 Statistics

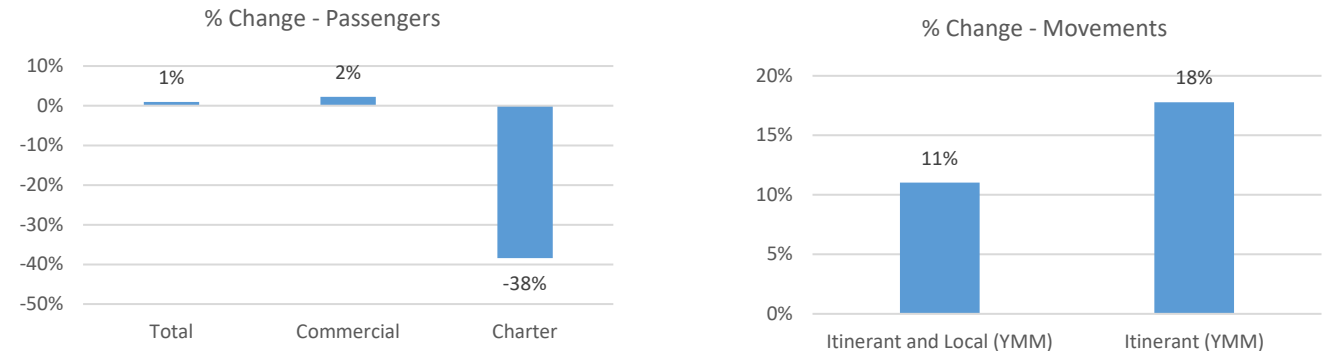
Current Month	July		% Change
	2023	2024	
Passengers			
Total	30,693	32,872	7%
Commercial	30,293	32,233	6%
Charter	400	639	60%
Aircraft Movements			
Itinerant and Local (YMM)	4,760	5,987	26%
Itinerant (YMM)	4,266	5,585	31%

Year-to-Date	7 Month Total		% Change
	2023	2024	
Passengers			
Total	206,087	208,018	1%
Commercial	199,700	204,087	2%
Charter	6,387	3,931	-38%
Aircraft Movements			
Itinerant and Local (YMM)	25,470	28,281	11%
Itinerant (YMM)	20,890	24,604	18%

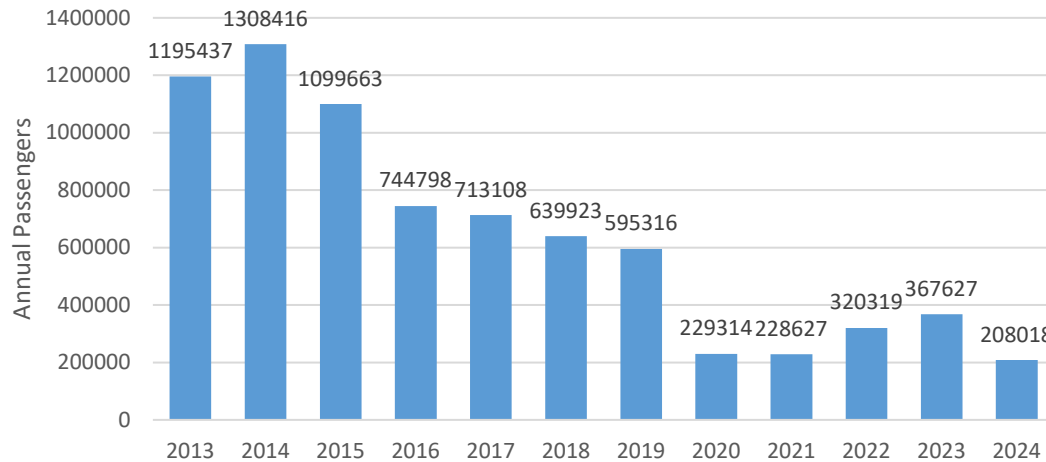
July, 2024 Compared to July, 2023



Year-to-Date July Comparing 2024 to 2023



Total Passengers by Year



Itinerant and Local Movements at YMM by Month

