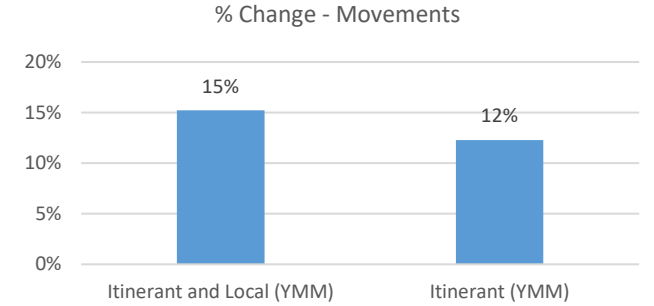
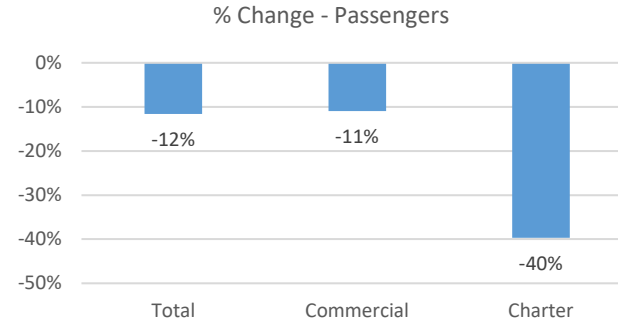
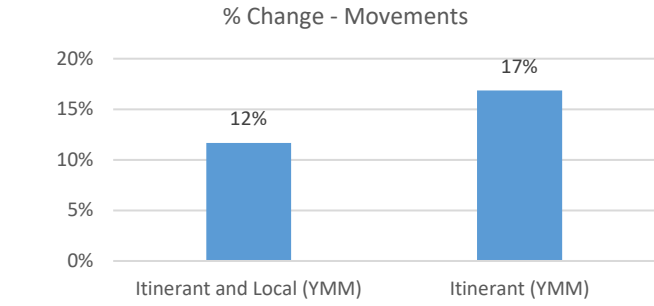
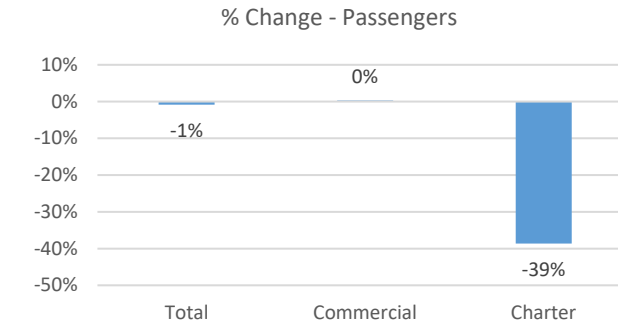


August 2024 Statistics

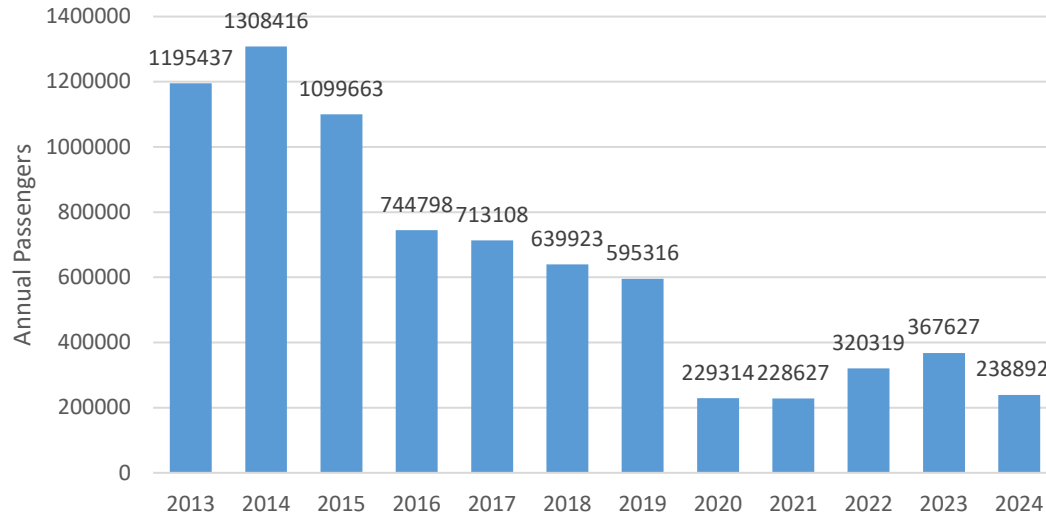
Current Month	August		% Change
	2023	2024	
Passengers			
Total	34,926	30,874	-12%
Commercial	34,097	30,374	-11%
Charter	829	500	-40%
Aircraft Movements			
Itinerant and Local (YMM)	4,622	5,325	15%
Itinerant (YMM)	4,280	4,806	12%



Year-to-Date	8 Month Total		% Change
	2023	2024	
Passengers			
Total	241,013	238,892	-1%
Commercial	233,797	234,461	0%
Charter	7,216	4,431	-39%
Aircraft Movements			
Itinerant and Local (YMM)	30,092	33,606	12%
Itinerant (YMM)	25,170	29,410	17%



Total Passengers by Year



Itinerant and Local Movements at YMM by Month

