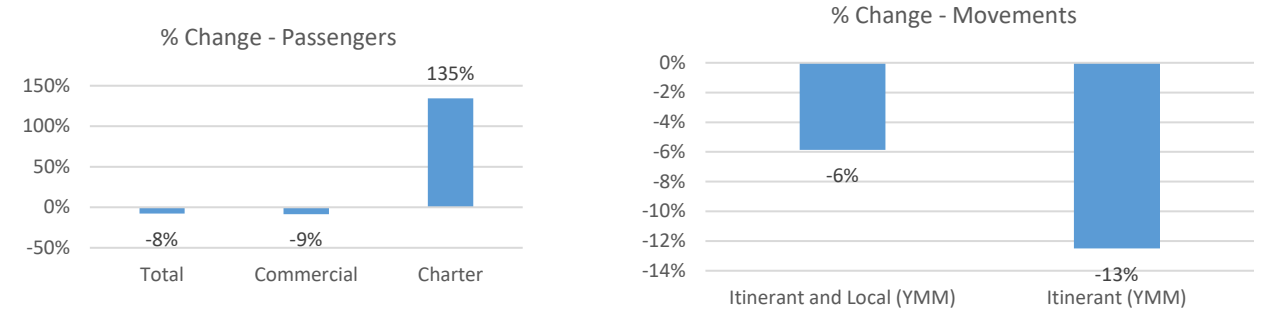


October 2024 Statistics

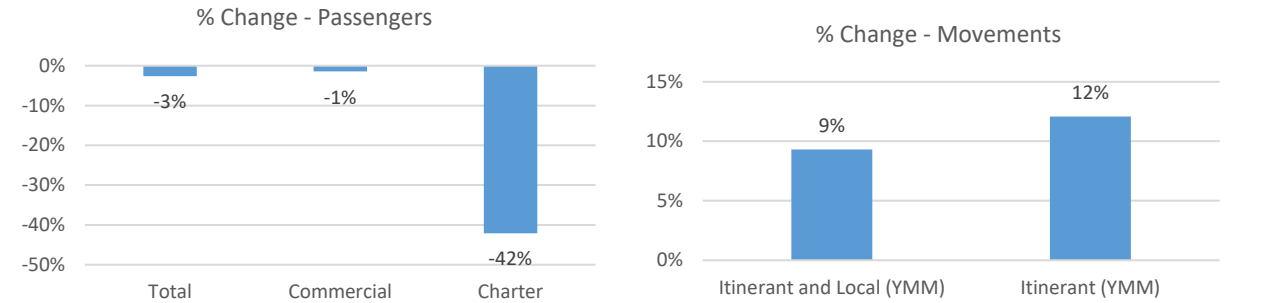
Current Month	October		% Change
	2023	2024	
Passengers			
Total	33,722	31,070	-8%
Commercial	33,528	30,615	-9%
Charter	194	455	135%
Aircraft Movements			
Itinerant and Local (YMM)	4,537	4,271	-6%
Itinerant (YMM)	3,951	3,457	-13%

Year-to-Date	10 Month Total		% Change
	2023	2024	
Passengers			
Total	307,330	299,206	-3%
Commercial	298,331	293,993	-1%
Charter	8,999	5,213	-42%
Aircraft Movements			
Itinerant and Local (YMM)	39,225	42,880	9%
Itinerant (YMM)	33,247	37,266	12%

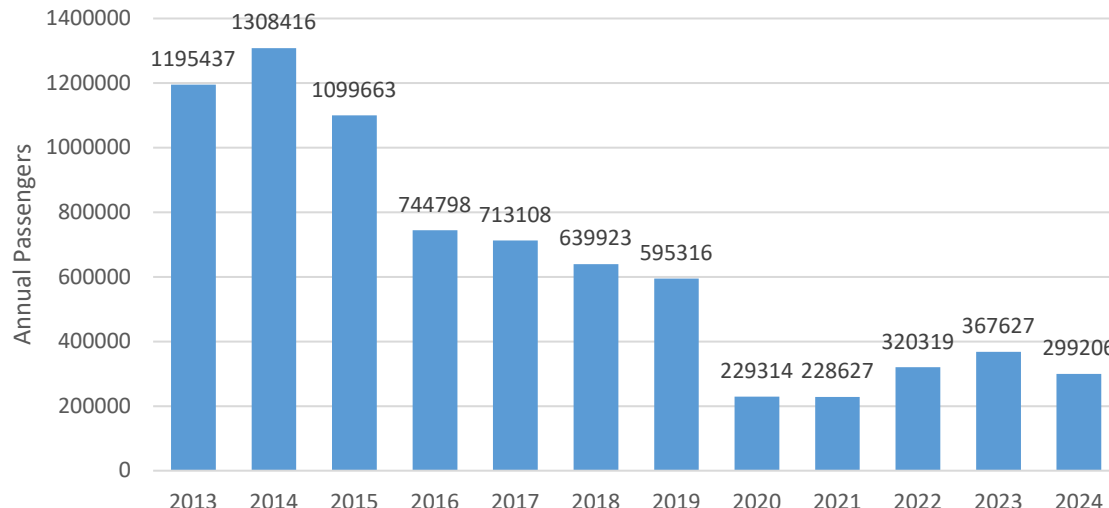
October, 2024 Compared to October, 2023



Year-to-Date October Comparing 2024 to 2023



Total Passengers by Year



Itinerant and Local Movements at YMM by Month

