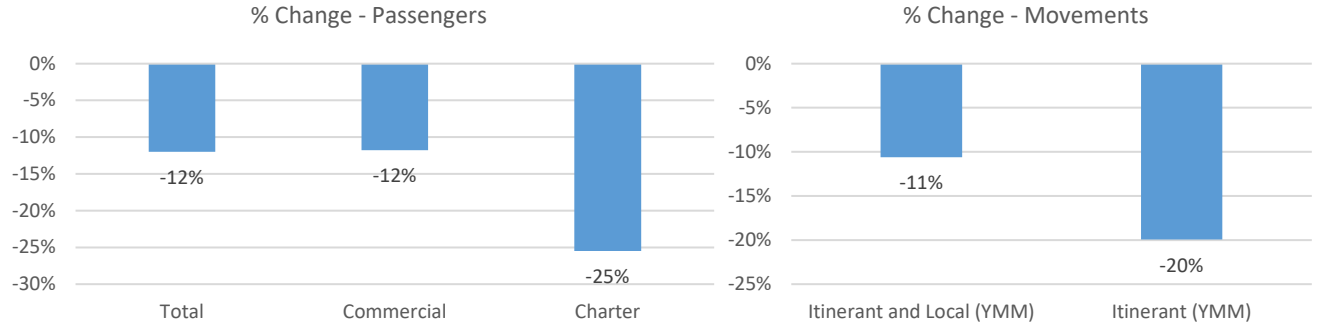


# November 2024 Statistics

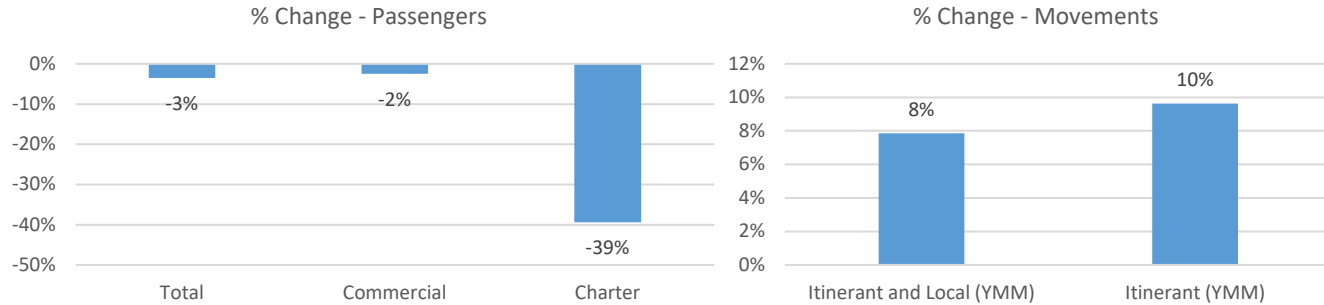
Current Month	November		% Change
	2023	2024	
<b>Passengers</b>			
Total	30,746	27,064	-12%
Commercial	30,295	26,728	-12%
Charter	451	336	-25%
<b>Aircraft Movements</b>			
Itinerant and Local (YMM)	3,121	2,790	-11%
Itinerant (YMM)	2,765	2,214	-20%

Year-to-Date	11 Month Total		% Change
	2023	2024	
<b>Passengers</b>			
Total	338,076	326,270	-3%
Commercial	328,626	320,542	-2%
Charter	9,450	5,728	-39%
<b>Aircraft Movements</b>			
Itinerant and Local (YMM)	42,346	45,670	8%
Itinerant (YMM)	36,012	39,480	10%

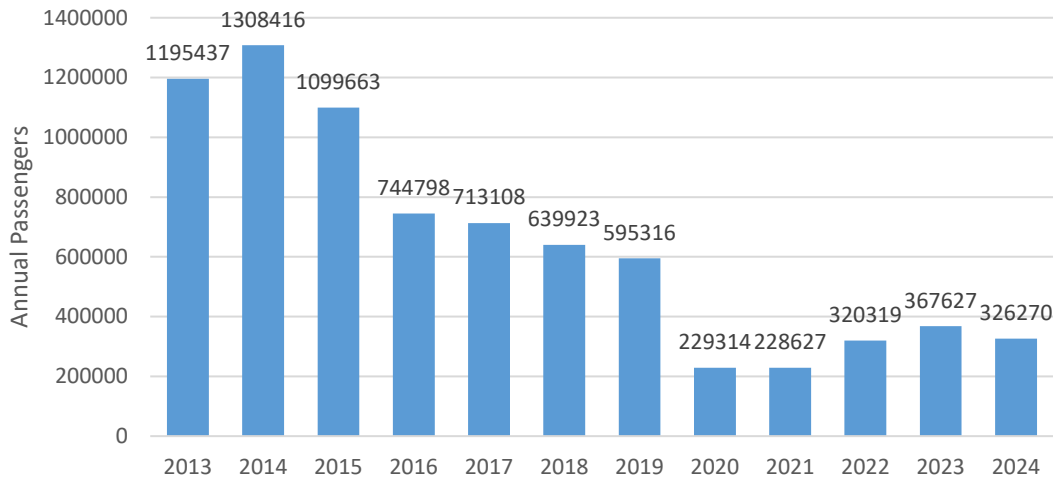
## November, 2024 Compared to November, 2023



## Year-to-Date November Comparing 2024 to 2023



## Total Passengers by Year



## Itinerant and Local Movements at YMM by Month

