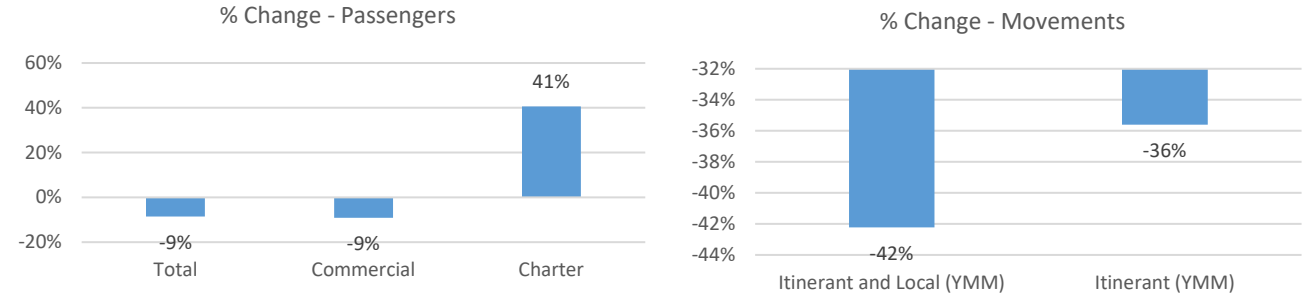


# December 2024 Statistics

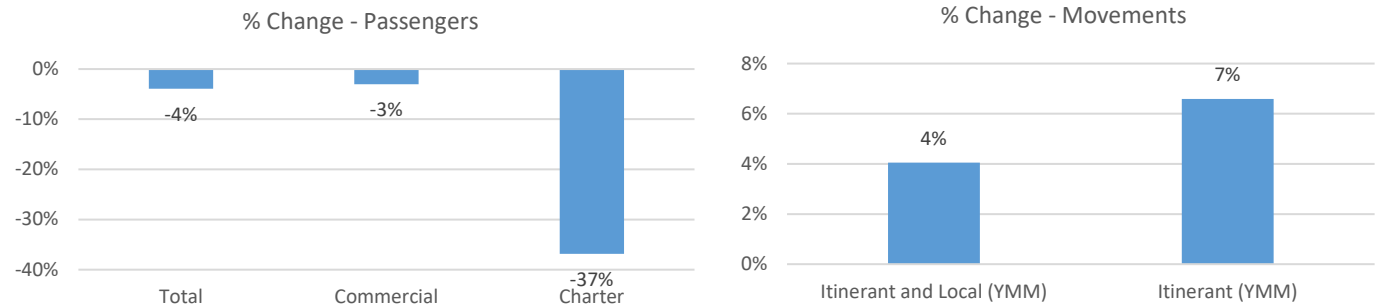
Current Month	December		% Change
	2023	2024	
<b>Passengers</b>			
Total	29,551	27,022	-9%
Commercial	29,241	26,586	-9%
Charter	310	436	41%
<b>Aircraft Movements</b>			
Itinerant and Local (YMM)	3,474	2,007	-42%
Itinerant (YMM)	2,592	1,669	-36%

## December, 2024 Compared to December, 2023

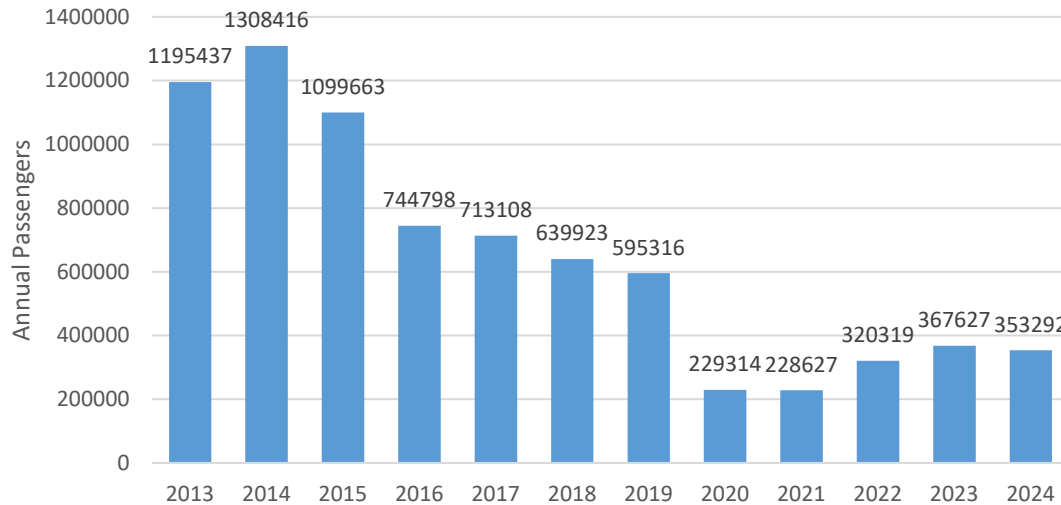


Year-to-Date	12 Month Total		% Change
	2023	2024	
<b>Passengers</b>			
Total	367,627	353,292	-4%
Commercial	357,867	347,128	-3%
Charter	9,760	6,164	-37%
<b>Aircraft Movements</b>			
Itinerant and Local (YMM)	45,820	47,677	4%
Itinerant (YMM)	38,604	41,149	7%

## Year-to-Date December Comparing 2024 to 2023



## Total Passengers by Year



## Itinerant and Local Movements at YMM by Month

