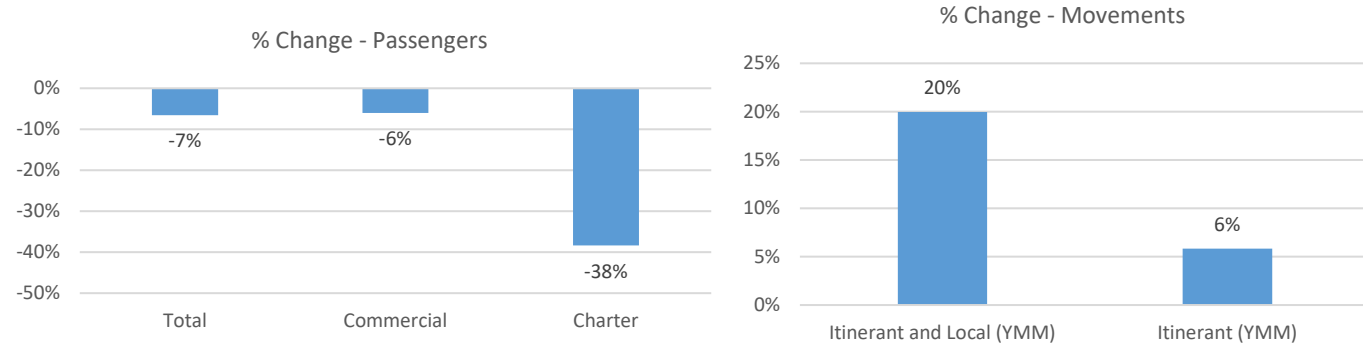


# January 2025 Statistics

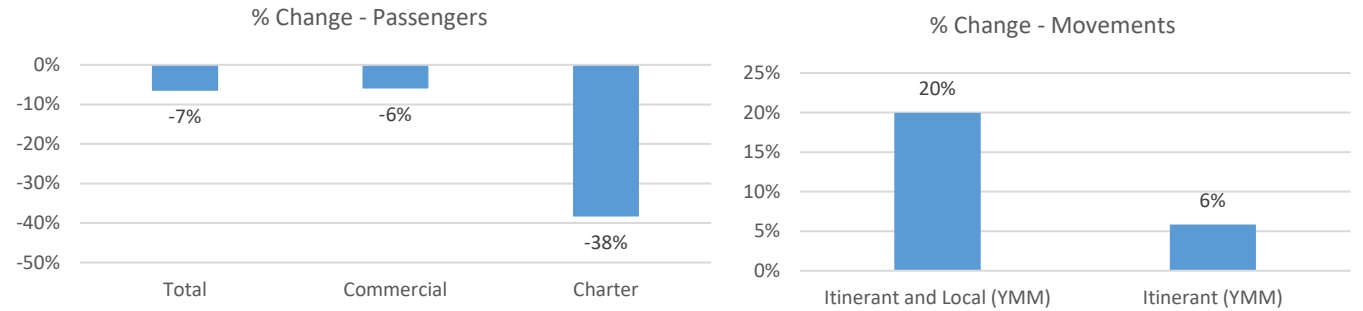
Current Month	January		% Change
	2024	2025	
<b>Passengers</b>			
Total	28,704	26,824	-7%
Commercial	28,209	26,519	-6%
Charter	495	305	-38%
<b>Aircraft Movements</b>			
Itinerant and Local (YMM)	1,788	2,145	20%
Itinerant (YMM)	1,558	1,649	6%

Year-to-Date	1 Month Total		% Change
	2024	2025	
<b>Passengers</b>			
Total	28,704	26,824	-7%
Commercial	28,209	26,519	-6%
Charter	495	305	-38%
<b>Aircraft Movements</b>			
Itinerant and Local (YMM)	1,788	2,145	20%
Itinerant (YMM)	1,558	1,649	6%

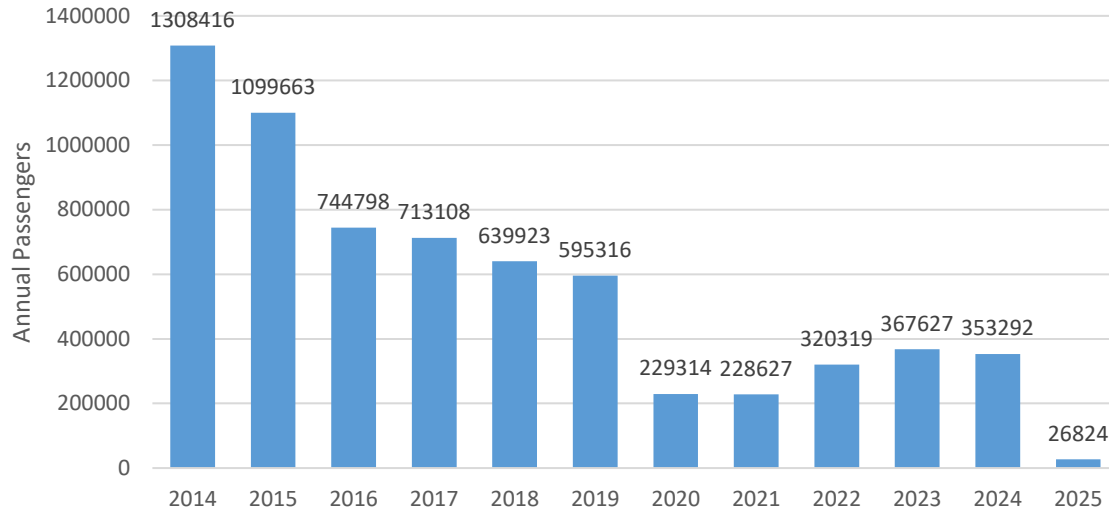
### January, 2025 Compared to January, 2024



### Year-to-Date January Comparing 2025 to 2024



### Total Passengers by Year



### Itinerant and Local Movements at YMM by Month

