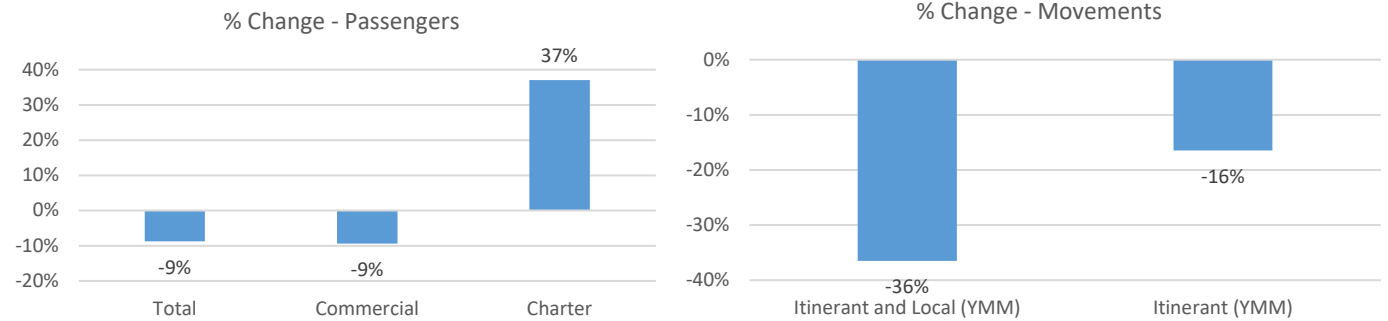


# February 2025 Statistics

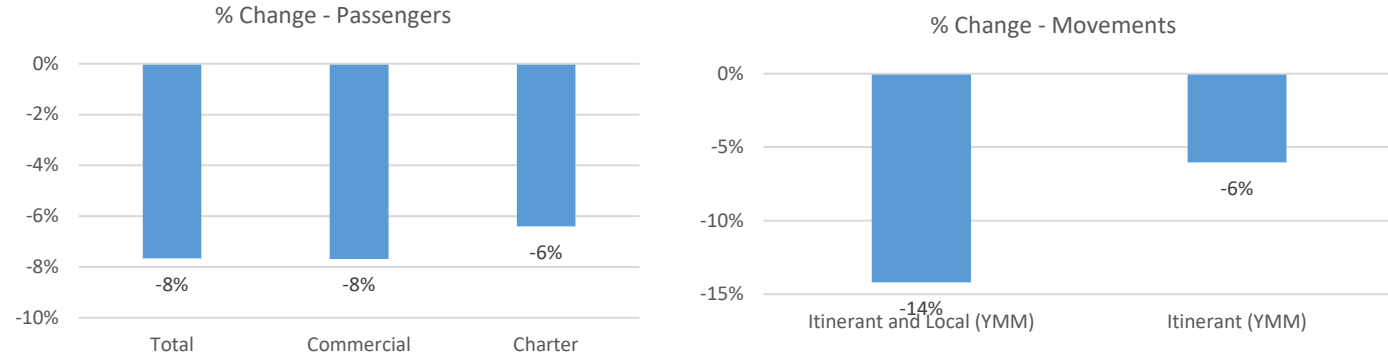
Current Month	February		% Change
	2024	2025	
<b>Passengers</b>			
Total	28,223	25,740	-9%
Commercial	27,859	25,241	-9%
Charter	364	499	37%
<b>Aircraft Movements</b>			
Itinerant and Local (YMM)	2,741	1,741	-36%
Itinerant (YMM)	1,771	1,479	-16%

Year-to-Date	2 Month Total		% Change
	2024	2025	
<b>Passengers</b>			
Total	56,927	52,564	-8%
Commercial	56,068	51,760	-8%
Charter	859	804	-6%
<b>Aircraft Movements</b>			
Itinerant and Local (YMM)	4,529	3,886	-14%
Itinerant (YMM)	3,329	3,128	-6%

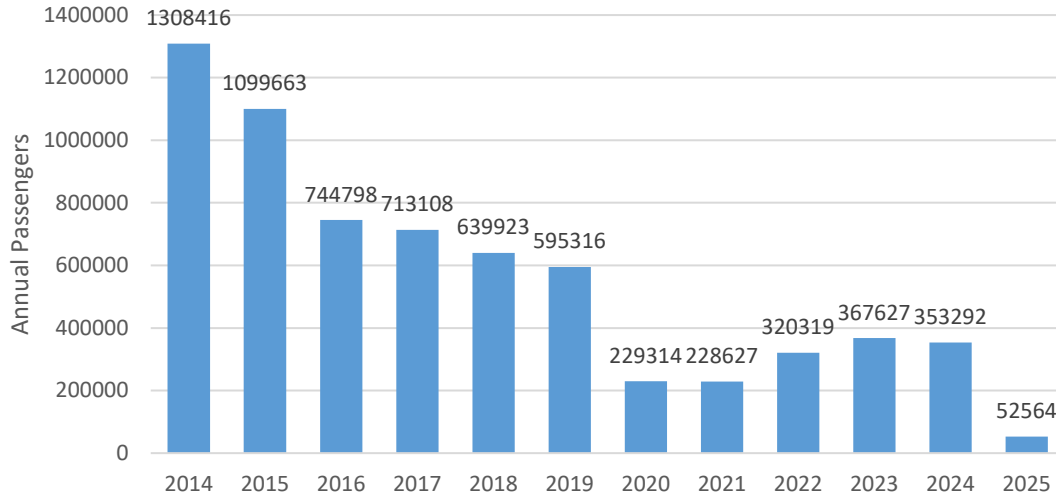
## February, 2025 Compared to February, 2024



## Year-to-Date February Comparing 2025 to 2024



## Total Passengers by Year



## Itinerant and Local Movements at YMM by Month

