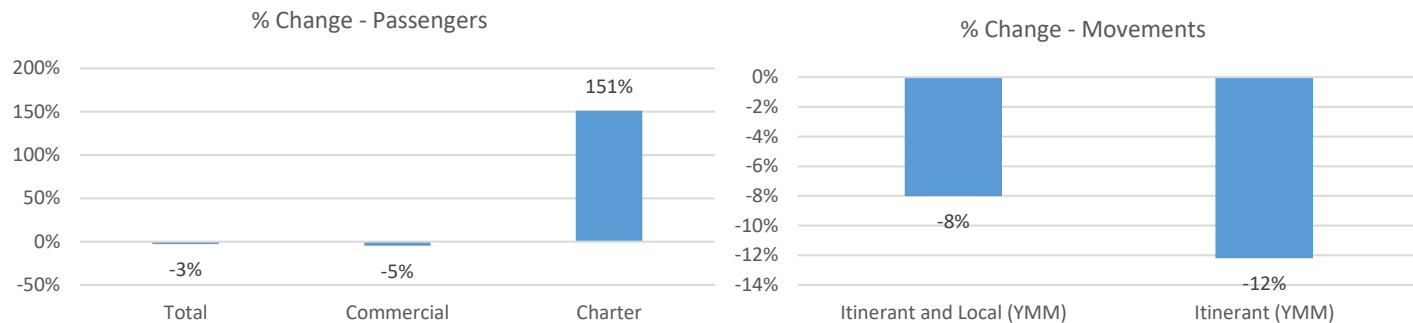


May 2026 Statistics

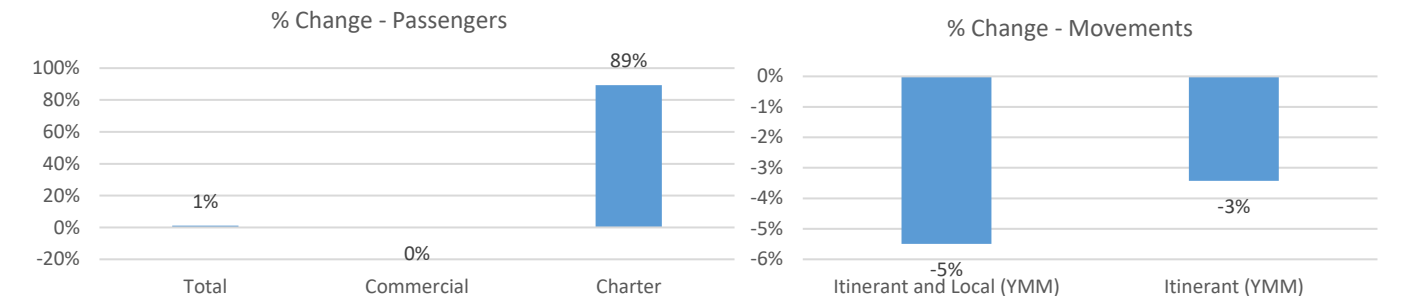
Current Month	May		% Change
	2025	2026	
Passengers			
Total	27,969	27,158	-3%
Commercial	27,640	26,331	-5%
Charter	329	827	151%
Aircraft Movements			
Itinerant and Local (YMM)	4,598	4,230	-8%
Itinerant (YMM)	4,136	3,632	-12%

Year-to-Date	5 Month Total		% Change
	2025	2026	
Passengers			
Total	134,398	135,798	1%
Commercial	132,425	132,063	0%
Charter	1,973	3,735	89%
Aircraft Movements			
Itinerant and Local (YMM)	14,900	14,081	-5%
Itinerant (YMM)	11,816	11,411	-3%

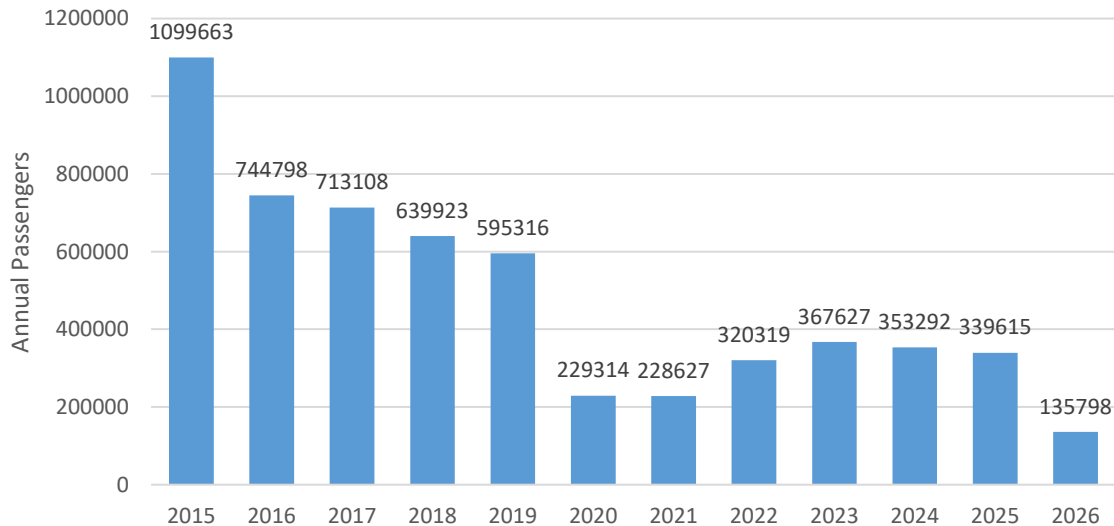
May, 2026 Compared to May, 2025



Year-to-Date May Comparing 2026 to 2025



Total Passengers by Year



Itinerant and Local Movements at YMM by Month

