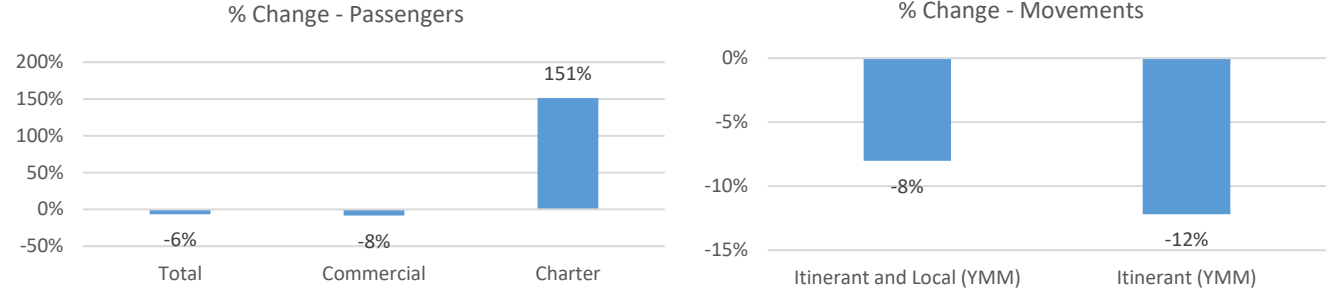


May 2026 Statistics

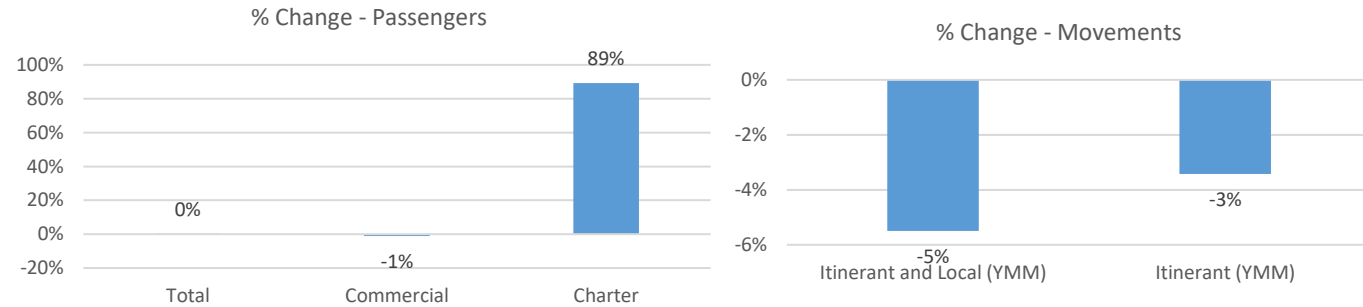
| Current Month | May | | % Change |
|---------------------------|--------|--------|----------|
| | 2025 | 2026 | |
| Passengers | | | |
| Total | 27,969 | 26,191 | -6% |
| Commercial | 27,640 | 25,364 | -8% |
| Charter | 329 | 827 | 151% |
| Aircraft Movements | | | |
| Itinerant and Local (YMM) | 4,598 | 4,230 | -8% |
| Itinerant (YMM) | 4,136 | 3,632 | -12% |

| Year-to-Date | 5 Month Total | | % Change |
|---------------------------|---------------|---------|----------|
| | 2025 | 2026 | |
| Passengers | | | |
| Total | 134,398 | 134,831 | 0% |
| Commercial | 132,425 | 131,096 | -1% |
| Charter | 1,973 | 3,735 | 89% |
| Aircraft Movements | | | |
| Itinerant and Local (YMM) | 14,900 | 14,081 | -5% |
| Itinerant (YMM) | 11,816 | 11,411 | -3% |

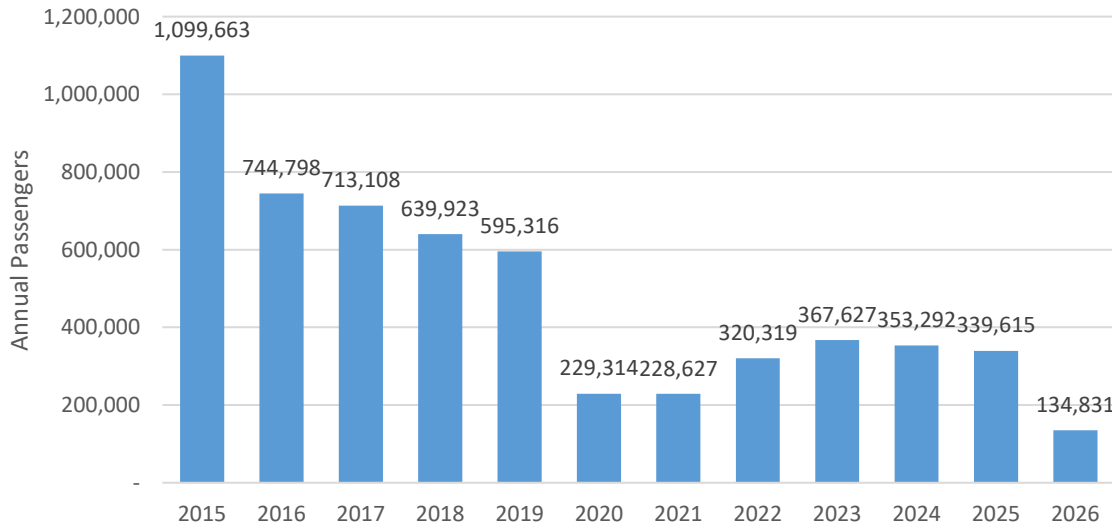
May, 2026 Compared to May, 2025



Year-to-Date May Comparing 2026 to 2025



Total Passengers by Year



Itinerant and Local Movements at YMM by Month

